



BIG TEN WOMEN'S BASKETBALL

WEEKLY RELEASE • DEC. 3, 2024

Contact: Candace Johnson, Associate Director, Communications • Office: 847-696-1010 • Cell: 301-814-0432 • E-mail: cjohnson@bigten.org

2024-25 STANDINGS

	Conference Games					All Games				Top Last			
	W-L	PCT	H	A	Streak	W-L	PCT	H	A	N	25*	10	Stk
(RV/NR) Minnesota	0-0	.000	0-0	0-0	-	9-0	1.000	5-0	0-0	4-0	-	9-0	W9
(17/20) Iowa	0-0	.000	0-0	0-0	-	8-0	1.000	3-0	1-0	4-0	-	8-0	W8
(7/8) Maryland	0-0	.000	0-0	0-0	-	8-0	1.000	4-0	2-0	2-0	1-0	8-0	W8
(24/25) Michigan State	0-0	.000	0-0	0-0	-	8-0	1.000	5-0	1-0	2-0	-	8-0	W8
(1/1) UCLA	0-0	.000	0-0	0-0	-	8-0	1.000	4-0	1-0	3-0	2-0	8-0	W8
(12/7) Ohio State	0-0	.000	0-0	0-0	-	7-0	1.000	3-0	2-0	2-0	-	7-0	W7
(NR/RV) Penn State	0-0	.000	0-0	0-0	-	8-1	.889	6-1	0-0	2-0	-	8-1	L1
(21/21) Illinois	0-0	.000	0-0	0-0	-	7-1	.875	5-0	1-0	1-1	1-1	7-1	W1
(23/RV) Michigan	0-0	.000	0-0	0-0	-	7-1	.875	5-0	0-0	2-1	0-1	7-1	W7
(25/RV) Nebraska	0-0	.000	0-0	0-0	-	6-1	.857	5-0	0-1	1-0	-	6-1	W1
(6/6) USC	0-0	.000	0-0	0-0	-	6-1	.857	3-1	0-0	3-0	1-1	6-1	W2
Washington	0-0	.000	0-0	0-0	-	7-2	.778	6-0	0-1	1-1	0-1	7-2	W1
Wisconsin	0-0	.000	0-0	0-0	-	7-2	.778	5-0	0-1	2-1	-	7-2	W2
(RV/NR) Oregon	0-0	.000	0-0	0-0	-	6-2	.750	6-0	0-0	0-2	1-0	6-2	L2
Indiana	0-0	.000	0-0	0-0	-	5-3	.625	3-1	0-1	2-1	2-1	5-3	W1
Rutgers	0-0	.000	0-0	0-0	-	5-3	.625	5-2	0-1	0-0	-	5-3	W1
Purdue	0-0	.000	0-0	0-0	-	4-3	.571	4-1	0-0	0-2	0-2	4-3	L2
Northwestern	0-0	.000	0-0	0-0	-	3-3	.500	2-3	1-0	0-0	-	3-3	W2

(x) - AP/WBCA-USA Today Top 25 poll rankings (RV - receiving votes) * - Only opponents ranked in Top 25 of either poll at tipoff

UPCOMING GAMES

Tuesday, Dec. 3		
Mount St. Mary's at (7/8) Maryland.....	7pm	B1G+
North Florida at (RV/NR) Minnesota	8pm	B1G+
Lindenwood (Mo.) at (25/RV) Nebraska	8pm	B1G+
California Baptist at (6/6) USC.....	9:30pm	BTN
Wednesday, Dec. 4		
Maine at Purdue.....	7pm	B1G+
Southern Indiana at Indiana	7pm	B1G+
DePaul at Northwestern	8pm	B1G+
Washington State at (RV/NR) Oregon.....	10pm	B1G+
Saturday, Dec. 7		
Indiana at (NR/RV) Penn State.....	1pm	B1G+
(7/8) Maryland at Purdue.....	2pm	B1G+
(6/6) USC at (RV/NR) Oregon.....	4pm	BTN
(1) (RV/RV) Tennessee vs. (17/20) Iowa	7pm	FOX
Sunday, Dec. 8		
(RV/NR) Minnesota at (25/RV) Nebraska	2pm	BTN
DePaul at (24/25) Michigan State	2pm	B1G+
Northwestern at (23/RV) Michigan	2pm	B1G+
Rutgers at Wisconsin	3pm	B1G+
(21/21) Illinois at (12/7) Ohio State	4pm	BTN
(1/1) UCLA at Washington	5pm	B1G+

(1) Women's Champions Classic (Brooklyn, N.Y.)

All times Eastern (dates, times and TV subject to change)

NOTES: Big Ten Network (BTN) games also on the FOX Sports app, with B1G+ games at bigtenplus.com ... Games on ESPN networks also on the ESPN app.

Rankings from Associated Press/WBCA-USA Today polls at tipoff (RV - receiving votes/NR - not ranked; if only one rank is listed, it's from the AP poll)

BIG TEN. BIG NEWS.

- Early December ushers in a mix of non-conference and conference games to the Big Ten schedule. This week's non-conference slate is highlighted by a matchup between RV Tennessee and No. 17/20 Iowa on Saturday in the Women's Champions Classic at the Barclays Center. The game is set to air on FOX at 7 p.m. ET. The Big Ten season tips off with eight games over Saturday and Sunday. No. 21 Illinois heads to Columbus on Sunday to face No. 12/7 Ohio State at 4 p.m. ET on the Big Ten Network.
- For the first time in the history of the Big Ten Conference, nine women's basketball teams were ranked in the Associated Press (AP) poll. The last time any conference had nine teams ranked in the AP poll was in 1996. UCLA remained in the top spot and was joined by No. 6 USC, No. 7 Maryland, No. 12 Ohio State, No. 17 Iowa, No. 21 Illinois, No. 23 Michigan, No. 24 Michigan State and No. 25 Nebraska. Oregon and Minnesota received votes.
- Michigan and Michigan State entered the AP poll for the first time this season. The last time the Spartans were ranked was Jan. 4, 2021. Michigan last appeared in the final poll of the 2022-23 season.
- The Women's Basketball Coaches Association (WBCA)/USA Today poll featured seven Big Ten teams this week. UCLA moved up to No.1, followed by No. 6 USC, No. 7 Ohio State, No. 8 Maryland, No. 20 Iowa, No. 21 Illinois and No. 25 Michigan State. Nebraska, Michigan and Penn State garnered votes. The Big Ten and SEC tied for the most ranked teams.
- The Big Ten paces all Division I conferences with 119 non-conference wins so far this season, followed by the ACC (107), SEC (100) and Big 12 (99). The conference also has six teams with unblemished records.
- Offensive production remains the calling card of the Big Ten Conference. The league has eight teams averaging more than 80 points per game, all of which are included among the nation's top 25 scoring offenses – Michigan State (6th – 91.8), Ohio State (7th – 89.1), USC (8th – 87.4), Nebraska (10th – 86.6), Michigan (13th – 85.8), Penn State (19th – 85.1), UCLA (20th – 85.0) and Maryland (21st – 84.5).
- The Big Ten currently leads all Division I conferences in field goal percentage (.464) and assists (17.0 apg), while standing second in scoring (78.0 ppg) and rebounds (41.0 rpg).
- Heading into the fifth week of the season, the Big Ten has faced 15 ranked non-conference opponents. This includes numerous upsets – Oregon def. No. 12 Baylor, 76-74; Illinois def. No. 19 Florida State, 83-74; No. 18 Maryland def. No. 11 Duke, 85-80; Indiana def. No. 24 Stanford, 79-66; No. 5 UCLA def. No. 1 South Carolina, 77-62; Indiana def. No. 18 Baylor, 73-65.
- Graduate student Ajae Petty was named Big Ten Player of the Week after averaging 20.5 points, 10.0 rebounds and 1.5 steals while shooting 76.0 percent from the field for Ohio State. She was the MVP of the Daytona Beach Classic for her efforts and earned the first weekly honor of her career.
- For a second time this season, Michigan's Syla Swords was tabbed as the Big Ten Freshman of the Week. Swords led the Wolverines to the Fort Myers Tip-Off Shell Division Championship behind 19.0 points and 7.0 rebounds. She was selected as the tournament's MVP and became the 10th Wolverine in program history to hit at least six three-pointers in a single game with a career-high six triples against Virginia Tech.
- On Nov. 25, UCLA received 20 first-place votes to overtake South Carolina for the No. 1 spot in

LATEST RESULTS

Monday, Dec. 2		
Illinois at Canisius		W, 68-55
St. John's (N.Y.) at Penn State.....		L, 72-67
Sunday, Dec. 1		
Cornell at Northwestern.....		W, 67-54
Maine at Indiana		W, 78-53
Maryland vs. Toledo		W, 92-70
UCLA vs. Hawaii.....		W, 70-49

FOLLOW THE BIG TEN

The Big Ten women's basketball page on BigTen.org will feature notes, recaps, statistics, standings and more. You can also keep track of Big Ten women's basketball in real time by following the conference on X (formerly Twitter) @B1GWBBall and @BigTen or becoming a fan of the Big Ten Conference on Facebook to receive exclusive updates.

X: @B1GWBBall | @BigTen
 Instagram: @B1GWBB | @BigTen
 Facebook: @BigTenConference

2024-25 CONFERENCE TEAM VS. TEAM RESULTS

OPPONENT

TEAM	ILL	IND	IOWA	MD	MICH	MSU	MINN	NEB	NU	OSU	ORE	PSU	PUR	RU	UCLA	USC	WASH	WIS
ILL	--																	
IND		--																
IOWA			--															
MD				--														
MICH					--													
MSU						--												
MINN							--											
NEB								--										
NU									--									
OSU										--								
ORE											--							
PSU												--						
PUR													--					
RU														--				
UCLA															--			
USC																--		
WASH																	--	
WIS																		--

BIG TEN. BIG NEWS.

the Associated Press (AP) poll. The Bruins handed the Gamecocks their first loss of the season to earn the first No. 1 ranking in program history.

- DOWN GOES NO. 1! In front of a sellout crowd at Pauley Pavilion, No. 5 UCLA took down the defending national champions in No. 1 South Carolina, 77-62, on Nov. 24. The win marked the first victory for the Bruins over a number one ranked opponent in program history and snapped the Gamecocks' 43-game winning streak. South Carolina hadn't lost since falling to Iowa in the Final Four of the 2023 NCAA Tournament and it was the first road defeat for the Gamecocks since December 2021.
- Rutgers legend Cappie Pondexter was selected as one of seven inductees into the Women's Basketball Hall of Fame as a member of the 2025 class. Pondexter, who was inducted into the Rutgers Athletics Hall of Fame in 2016, led the Scarlet Knights to back-to-back BIG EAST Championships in 2005 and 2006. She was the first player to earn All-BIG EAST First Team laurels four times in the history of the league and ranks third in Rutgers history with 2,211 career points. Pondexter was the second overall pick in the 2006 WNBA Draft by the Phoenix Mercury. She went on to win two WNBA titles with the Mercury, be named Finals MVP in 2007, earn seven All-Star appearances and win a gold medal at the 2008 Summer Olympics in Beijing.
- The new era of Big Ten women's basketball got off to a hot start as programs won more than 87 percent of their games during the first week of the 2024-25 campaign. The stellar results included five wins over AP Top 25 opponents, including three upsets.
- The 2024-25 television schedule features the most coverage on nationally distributed platforms in Big Ten women's basketball history. Twelve Big Ten matchups, including eight regular season games, will be televised on a broadcast platform via NBC or FOX, the most in conference history. All 162 conference games will be nationally produced or distributed for the 11th consecutive season.
- The 2025 TIAA Big Ten Women's Basketball Tournament is set for March 5-9 inside Gainbridge Fieldhouse. This will mark the 26th time the tournament has been held in Indianapolis since the event began in 1982. The tournament will be the first to feature a 15-team field. Peacock will televise the opening three games on Wednesday, with

second-round, quarterfinal and semifinal games on Thursday, Friday and Saturday slated for the Big Ten Network. CBS will broadcast Sunday's championship game for the second year in a row.

AROUND THE LEAGUE

- Jan Jensen is the first coach in Iowa women's basketball history to begin her tenure with an 8-0 record.
- Julia Ayrault became the 31st player in Michigan State history to score 1,000 career points with 22 points against California. Grace VanSlooten joined the 1,000-point club a day later behind 25 points versus Vanderbilt.
- Ohio State's Taylor Thierry crossed the 1,000-point threshold against Old Dominion, the 39th Buckeye to reach the milestone.
- Michigan dropped 111 points on Long Beach State, the third-most in program history.
- Shyanne Sellers grabbed her 500th career rebound as a Terrapin against Saint Francis (Pa.).
- Penn State earned its first win over Georgia in program history with a 67-47 victory.
- Nebraska's Alexis Markowski notched her school-record 42nd career double-double to become the sixth Husker in history with 1,000 career rebounds.
- Washington tallied 16 blocks in its defeat of Prairie View A&M, a new program record. The 16 rejections tied the fourth-best mark in Big Ten history. Individually, Tayre Eke had eight blocks, the most in a game by a player at Alaska Airlines Arena.
- Kendall Bostic became the fourth player in Illinois history to register 1,000 points and 1,000 rebounds in a career.
- Serah Williams surpassed 1,000 career points against UIC, the 29th Wisconsin player to achieve the feat. She tied for the third fastest in program history to do so, reaching the mark in just 66 games.
- Sophomore JuJu Watkins etched her name in the record books during the Trojans' 81-50 victory over Santa Clara. Watkins scored her 1,000th career point to become the fastest player in USC history to reach the

BIG TEN. BIG NEWS.

1,000-point mark (38 games). She surpassed the previous record held by women's basketball legend Cheryl Miller (48 games). Watkins' 1,000 points in 38 games tied for the second fastest in Division I women's basketball history.

- Indiana handed No. 24 Stanford its first loss of the season, 79-66. It was the first win for the Hoosiers over the Cardinal since the inaugural meeting in 1979.
 - Oregon earned its first win in program history over Auburn, 70-68, on Nov. 20. The Tigers had taken both previous meetings in 1989 and 1990.
 - Illinois head coach Shauna Green picked up her 200th career victory after guiding the Illini to an 84-37 win over Eastern Illinois.
 - Head coach Lindsay Gottlieb recorded her 300th career win in USC's 124-39 triumph over CSUN. The Trojans' 124 points are the most in program history and ties for fifth-most in Big Ten history. The 85-point margin of victory is the largest in school history.
 - The Fighting Illini recorded their third-largest crowd in program history on Nov. 18 when 13,486 fans filled the stands at State Farm Center, the largest crowd in 25 years.
 - Nebraska sank a school-record 20 three-pointers on its way to one of the top-five scoring performances in program history, a 113-70 win over South Dakota.
 - Oregon held North Texas to just nine first-half points, the fewest given up in any half in program history.
 - Chance Gray tied Ohio State's single game record with nine made three-pointers against Charlotte.
 - Addison O'Grady finished with 18 points against Virginia Tech, going 9-for-9 from the floor. She tied for the third-best single game shooting performance in Iowa women's basketball history.
 - USC scored 40 points in the first quarter versus Cal Poly. It was the most points scored in a quarter in school history and tied for fifth-most in the Big Ten record book.
 - Rayah Marshall notched her 1,000th career point against Cal Poly, the 29th USC player to achieve the feat.
 - Mara Braun recorded eight steals against Vermont, becoming Minnesota's first player since 1994 to do so.
 - Kendall Bostic finished with nine rebounds against Florida State, which pushed her over the 1,000-rebound mark for her career. She is just the fourth Illini in program history to surpass 1,000 career boards.
 - Maryland's Allie Kubek recorded her 500th career rebound against Coppin State.
 - Lana McCarthy scored 18 points and 10 rebounds versus Purdue Fort Wayne, the only Purdue rookie to ever record a double-double in a season opener.
 - Wisconsin racked up 95 points against Wright State, the most points the Badgers have ever scored in a season opener.
 - Moriah Murray connected on eight three-pointers versus Bucknell, the second-most in a single game in Penn State history.
-

ASSOCIATED PRESS POLL

Poll #5 (Week 5) — Dec. 2, 2024

Rk.	Team (1st-Place Votes)	Record	Pts.
1.	UCLA (25)	8-0	792
2.	UConn (7)	6-0	771
3.	South Carolina	7-1	727
4.	Texas	7-0	704
5.	LSU	9-0	629
6.	USC	6-1	619
7.	Maryland	8-0	572
8.	Duke	8-1	564
9.	TCU	8-0	513
10.	Notre Dame	5-2	501
11.	Oklahoma	6-1	499
12.	Ohio State	7-0	443
13.	Kansas State	7-1	425
14.	Kentucky	7-0	405
15.	West Virginia	8-1	390
16.	North Carolina	7-1	351
17.	Iowa	8-0	214
18.	Ole Miss	5-2	211
19.	Alabama	8-0	183
20.	Iowa State	6-2	176
21.	Illinois	6-1	129
22.	Louisville	5-2	111
23.	Michigan	7-1	96
24.	Michigan State	8-0	86
25.	Nebraska	6-1	68

Others receiving votes: NC State 58, Georgia Tech 33, Stanford 28, Tennessee 16, **Oregon 15**, Florida State 14, Richmond 13, Mississippi State 11, Vanderbilt 8, Baylor 6, Utah 5, South Dakota State 4, Harvard 4, Creighton 3, **Minnesota 3**

USA TODAY COACHES POLL

Poll #5 (Week 5) — Dec. 3, 2024

Rk.	Team (1st-Place Votes)	Record	Pts.
1.	UCLA (16)	8-0	759
2.	UConn (14)	6-0	756
3.	Texas (1)	7-0	706
4.	South Carolina	7-1	687
5.	LSU	9-0	633
6.	USC	6-1	619
7.	Ohio State	7-0	536
8.	Maryland	8-0	529
9.	Duke	8-1	501
10.	Notre Dame	5-2	462
11.	Oklahoma	6-1	445
12.	Kansas State	7-1	423
13.	TCU	8-0	410
14.	West Virginia	8-1	400
15.	North Carolina	7-1	338
16.	Kentucky	7-0	337
17.	Alabama	8-0	232
18.	Ole Miss	5-2	209
19.	Iowa State	6-2	180
20.	Iowa	8-0	166
21.	Illinois	6-1	131
22.	Louisville	5-2	117
23.	Baylor	7-2	112
24.	NC State	4-3	96
25.	Michigan State	8-0	60

Others receiving votes: Tennessee 57; Florida State 41; **Nebraska 34**; **Michigan 26**; Mississippi State 22; Georgia Tech 20; Richmond 15; Utah 6; **Penn State 5**; Stanford 3; Vanderbilt 1; South Dakota State 1;

NCAA NET RANKINGS

Games through Dec. 2, 2024

Rk.	Team	Record (vs. Div. I teams)
1.	South Carolina	7-1
2.	Texas	7-0
3.	UCLA	8-0
4.	UConn	6-0
5.	Michigan State	8-0
6.	TCU	8-0
7.	Vanderbilt	8-1
8.	LSU	9-0
9.	Duke	8-1
10.	West Virginia	8-1
11.	Kansas State	7-1
12.	Ohio State	7-0
13.	Notre Dame	5-2
14.	Oklahoma	6-1
15.	USC	6-1
16.	Maryland	8-0
17.	Alabama	9-0
18.	Michigan	7-1
19.	Ole Miss	5-2
20.	Richmond	8-0
21.	North Carolina	7-1
22.	Mississippi State	8-0
23.	Kentucky	7-0
24.	California	7-1
25.	Baylor	7-2

Other Big Ten teams:

28.	Iowa	8-0
30.	Minnesota	9-0
33.	Nebraska	6-1
34.	Illinois	7-1
48.	Indiana	5-3
51.	Oregon	6-2
59.	Penn State	8-1
81.	Washington	7-2
86.	Wisconsin	7-2
147.	Rutgers	5-3
167.	Northwestern	3-3
175.	Purdue	4-3

2024-25 BIG TEN SCHOOLS IN THE POLLS - AP/WBCA-USA TODAY

	ILL	IND	IOWA	MD	MICH	MSU	MINN	NEB	NU	OSU	ORE	PSU	PUR	RU	UCLA	USC	WASH	WIS
Preseason	RV/RV	25/24	RV/RV	18/18	-/RV	RV/-	-/-	23/23	-/-	14/14	-/-	-/-	-/-	-/-	5/6	3/3	-/-	-/-
Nov. 11/12	23/24	RV/RV	RV/RV	11/14	RV/RV	RV/RV	-/-	21/20	-/-	12/12	25/RV	-/RV	-/-	-/-	5/6	3/3	-/-	-/-
Nov. 18/19	23/23	-/-	RV/RV	11/13	RV/RV	RV/RV	-/-	21/19	-/-	12/11	23/25	-/RV	-/-	-/-	5/6	3/3	-/-	-/-
Nov. 25/26	19/19	RV/RV	22/24	10/11	RV/RV	RV/RV	RV/-	25/25	-/-	11/9	21/RV	-/RV	-/-	-/-	1/2	6/6	-/-	-/-
Dec. 2/3	21/21	-/-	17/20	7/8	23/RV	24/25	RV/-	25/RV	-/-	12/7	RV/-	-/RV	-/-	-/-	1/1	6/6	-/-	-/-

RV - receiving votes

BIG TEN WEEKLY HONORS - DEC. 2

Player of the Week

Ajae Petty, Ohio State

Graduate – Forward – Baltimore, Md. – Baltimore Polytechnic Institute

- Averaged 20.5 points, 10.0 rebounds and 1.5 steals while shooting 76.0 percent from the field during Ohio State's 2-0 week
- Named MVP of the Daytona Beach Classic
- Racked up a season-high 24 points and added 11 rebounds for her first double-double as a Buckeye against Old Dominion
- Went 11-for-13 from the floor against the Monarchs
- Paced the team versus Utah State with 17 points and nine rebounds
- Earns her first Big Ten Player of the Week award
- Last Ohio State Player of the Week: Cotie McMahon (Jan. 22, 2024)

Freshman of the Week

Syla Swords, Michigan

Guard – Sudbury, Ontario – Long Island Lutheran

- Led Michigan to the Fort Myers Tip-Off Shell Division Championship averaging 19.0 points and 7.0 rebounds
- Selected as the tournament MVP
- Went for 14 points and eight boards against Belmont
- Chipped in 24 points and six rebounds versus Virginia Tech
- Became the 10th Wolverine in program history to hit at least six three-pointers in a single game with a career-high six triples against the Hokies
- Collects her second Big Ten Freshman of the Week laurel
- Last Michigan Freshman of the Week: Mila Holloway (Nov. 18, 2024)

Honor Roll

JuJu Watkins, USC: Acrisure Holiday Invitational MVP behind 27.0 points and 6.5 rebounds for the Trojans

Julia Ayrault, MSU: Acrisure Classic MVP with 23.0 points, 10.5 rebounds and 3.0 blocks in a pair of comeback Spartan wins

Gracie Merkle, PSU: Dropped 31 points and 11 rebounds in the Lady Lions' victory over Drexel

2024-25 BIG TEN PLAYERS OF THE WEEK

Nov. 11	P: Destiny Adams, Sr., RU F: Syla Swords, MICH
Nov. 18	P: Lauren Betts, Jr., UCLA F: Mila Holloway, MICH
Nov. 25	P: Kendall Bostic, 5th-Yr., ILL F: Lana McCarthy, PUR
Dec. 2	P: Ajae Petty, Gr., OSU F: Syla Swords, MICH
Dec. 9	P: F:
Dec. 16	P: F:
Dec. 23	P: F:
Jan. 6	P: F:
Jan. 13	P: F:
Jan. 20	P: F:
Jan. 27	P: F:
Feb. 3	P: F:
Feb. 10	P: F:
Feb. 17	P: F:
Feb. 24	P: F:
March 3	P: F:

PRESEASON NATIONAL AWARDS WATCH LISTS

AP Preseason All-America Team
JuJu Watkins, USC
Kiki Iriafen, USC

The Athletic Preseason All-America Team

Lauren Betts, UCLA (first team)
Kiki Iriafen, USC (first team)
JuJu Watkins, USC (first team)

Nancy Lieberman Award Watch List

Makira Cook, Illinois
Lucy Olsen, Iowa
Deja Kelly, Oregon
Charlisse Leger-Walker, UCLA
Kiki Rice, UCLA
Talia von Oelhoffen, USC

Ann Meyers Drysdale Award Watch List

Genesis Bryant, Illinois
Shyanne Sellers, Maryland
Mara Braun, Minnesota
JuJu Watkins, USC

Lisa Leslie Award Watch List

Alexis Markowski, Nebraska
Lauren Betts, UCLA
Rayah Marshall, USC

Katrina McClain Award Watch List

Kendall Bostic, Illinois
Janiah Barker, UCLA
Kiki Iriafen, USC

Cheryl Miller Award Watch List

Yarden Garzon, Indiana
Saylor Poffenbarger, Maryland
Grace VanSlooten, Michigan State
Cotie McMahon, Ohio State
Angela Dugalic, UCLA

Naismith Trophy Watch List

Makira Cook, Illinois
Lucy Olsen, Iowa
Hannah Stuelke, Iowa
Shyanne Sellers, Maryland
Alexis Markowski, Nebraska
Cotie McMahon, Ohio State
Deja Kelly, Oregon
Lauren Betts, UCLA
Charlisse Leger-Walker, UCLA
Kiki Rice, UCLA
Kiki Iriafen, USC
Rayah Marshall, USC
Talia von Oelhoffen, USC
JuJu Watkins, USC

Wade Trophy Watch List

Lauren Betts, UCLA
Kiki Iriafen, USC
JuJu Watkins, USC

Wooden Award Preseason Top 50 Watch List

Hannah Stuelke, Iowa
Lucy Olsen, Iowa
Shyanne Sellers, Maryland
Alexis Markowski, Nebraska
Cotie McMahon, Ohio State
Ajae Petty, Ohio State
Deja Kelly, Oregon
Lauren Betts, UCLA
Charlisse Leger-Walker, UCLA
Kiki Rice, UCLA
Kiki Iriafen, USC
Talia von Oelhoffen, USC
JuJu Watkins, USC

2024-25 NATIONAL WEEKLY AWARDS

Ann Meyers Drysdale Players (USBWA)

Nov. 12 Destiny Adams, RU
Lauren Betts, UCLA

Tamika Catchings Freshman (USBWA)

Nov. 12 Syla Swords, MICH

National Team of the Week (USBWA)

Nov. 12 Oregon
Nov. 26 UCLA

BIG TEN ACTIVE LEADERS

CAREER POINTS

Player, Year, School	Points
*Deja Kelly, Gr., ORE	1,954
*Peyton Scott, Gr., ORE	1,952
*Charlisse Leger-Walker, Gr., UCLA	1,743
*Makira Cook, 5th-Yr., ILL	1,717
*Lucy Olsen, Sr., IOWA	1,608
*Sarah Te-Biasu, Gr., MD	1,534
Alexis Markowski, Sr., NEB	1,468

CAREER ASSISTS

Player, Year, School	Assists
*Nyla Hampton, Gr., MSU	457
Shyanne Sellers, Sr., MD	445
*Talia von Oelhoffen, Gr., USC	421
*Lucy Olsen, Sr., IOWA	418

CAREER STEALS

Player, Year, School	Steals
*Nyla Hampton, Gr., MSU	376
*Peyton Scott, Gr., ORE	223
*Elisa Mevius, Jr., ORE	219

CAREER REBOUNDS

Player, Year, School	Rebounds
*Kendall Bostic, 5th-Yr., ILL	1,139
Alexis Markowski, Sr., NEB	1,011
Rayah Marshall, Sr., USC	925

CAREER BLOCKS

Player, Year, School	Blocks
Rayah Marshall, Sr., USC	246
*Christina Dalce, Sr., MD	175
*Tayra Eke, Sr., WASH	174
Serah Williams, Jr., WIS	171
*Dalayah Daniels, Gr., WASH	170

* - includes stats from a previous school

BIG TEN COACHING RECORDS

Coach, School	Year		Career		School		Big Ten	
	Overall	at School	Record	Pct.	Record	Pct.	Record	Pct.
Shauna Green, ILL	11th	3rd	204-101	.669	48-26	.649	19-17	.527
Teri Moren, IND	22nd	11th	430-232	.650	231-102	.694	114-60	.655
Jan Jensen, IOWA	1st	1st	8-0	1.000	8-0	1.000	0-0	.000
Brenda Frese, MD	26th	23rd	647-191	.772	590-161	.786	158-34	.822
Kim Barnes Arico, MICH	29th	13th	538-340	.613	268-134	.667	119-84	.586
Robyn Fralick, MSU	10th	2nd	222-85	.723	30-9	.769	12-6	.667
Dawn Plitzuweit, MINN	18th	2nd	394-157	.715	29-16	.644	5-13	.278
Amy Williams, NEB	18th	9th	336-221	.603	143-112	.561	69-73	.485
Joe McKeown, NU	39th	17th	771-417	.649	262-243	.519	108-166	.394
Kevin McGuff, OSU	23rd	12th	460-203*	.694	205-104*	.663	103-57*	.643
Kelly Graves, ORE	28th	11th	611-275^	.690	229-113^	.670	0-0	.000
Carolyn Kieger, PSU	11th	6th	170-151	.530	71-87	.449	25-66	.274
Katie Gearlds, PUR	12th	4th	283-98	.743	55-48	.534	21-32	.396
Coquese Washington, RU	15th	3rd	234-216	.520	25-47	.347	105-135	.437
Cori Close, UCLA	14th	14th	295-140	.678	295-140	.678	0-0	.000
Lindsay Gottlieb, USC	15th	4th	303-161	.653	68-33	.673	0-0	.000
Tina Langley, WASH	10th	4th	175-109	.616	49-48	.505	0-0	.000
Marisa Moseley, WIS	7th	4th	86-89	.491	41-60	.406	17-37	.314

* specific wins from 2016-17, 2017-18 and 2018-19 seasons later vacated by the NCAA

^ does not include 2 wins from 2018-19 season due to suspension

BIG TEN WOMEN'S BASKETBALL COMMUNICATIONS CONTACTS

ILLINOIS

Jess Leifheit
Phone: (217) 333-3631
jessleif@illinois.edu

INDIANA

Megan Kremper
Phone: (618) 334-5321
mkremper@iu.edu

IOWA

Bailey Turner
Phone: (319) 335-9411
bailey-turner@uiowa.edu

MARYLAND

Rose DiPaula
Phone: (443) 417-5266
rdipaula@umd.edu

MICHIGAN

Sarah VanMetre
Phone: (734) 604-4606
vanmetre@umich.edu

MICHIGAN STATE

Kara Fisher
Phone: (517) 896-0724
kfisher@ath.msu.edu

MINNESOTA

Olivia Puttin
Phone: (763) 306-8236
joh13480@umn.edu

NEBRASKA

Jeff Griesch
Phone: (402) 540-0279
jgriesch@huskers.com

NORTHWESTERN

Ryan Haley
Phone: (319) 330-3262
ryan.haley@northwestern.edu

OHIO STATE

Maria Slovikovski
Phone: (216) 925-3898
slovikovski.1@osu.edu

OREGON

Chris Brown
Phone: (785) 320-3090
chrisb11@uoregon.edu

PENN STATE

Julia Beretta
Phone: (845) 545-3036
jpb6970@psu.edu

PURDUE

Ian MacDougall
Phone: (317) 313-7486
imacdoug@purdue.edu

RUTGERS

Erin Neri
Phone: (732) 947-9292
eneri@scarletknights.com

UCLA

Corey Mueller
Phone: (310) 749-2102
cmueller@athletics.ucla.edu

USC

Darcy Couch
Phone: 213-725-3447
dcouch@usc.edu

Washington

Emily Solomon
Phone: 480-440-9595
emsol23@uw.edu

WISCONSIN

Meg Milliron
Phone: (608) 514-4954
mm2@athletics.wisc.edu

BIG TEN CONFERENCE

Contact: Candace Johnson
Phone: (301) 814-0432
cjohnson@bigten.org

FOLLOW THE BIG TEN

The Big Ten women's basketball page on BigTen.org will feature notes, recaps, statistics, standings and more. You can also keep track of Big Ten women's basketball in real time by following the conference on X (formerly Twitter) @B1GWBBall and @BigTen or becoming a fan of the Big Ten Conference on Facebook to receive exclusive updates.

X: @B1GWBBall | @BigTen
Instagram: @B1GWBB | @BigTen
Facebook: @BigTenConference

2025 TIAA BIG TEN WOMEN'S BASKETBALL TOURNAMENT SCHEDULE

MARCH 5-9 | GAINBRIDGE FIELDHOUSE | INDIANAPOLIS, IND.

Wednesday, March 5 - First Round

Game 1 | #12 Seed vs. #13 Seed | Peacock
Game 2 | #10 Seed vs. #15 Seed | Peacock
Game 3 | #11 Seed vs. #14 Seed | Peacock

Friday, March 7 - Quarterfinals

Game 8 | #1 Seed vs. G4 Winner | BTN
Game 9 | #4 Seed vs. G5 Winner | BTN
Game 10 | #2 Seed vs. G6 Winner | BTN
Game 11 | #3 Seed vs. G7 Winner | BTN

Thursday, March 6 - Second Round

Game 4 | #8 Seed vs. #9 Seed | BTN
Game 5 | #5 Seed vs. G1 Winner | BTN
Game 6 | #7 Seed vs. G2 Winner | BTN
Game 7 | #6 Seed vs. G3 Winner | BTN

Saturday, March 8 - Semifinals

Game 12 | G8 Winner vs. G9 Winner | BTN
Game 13 | G10 Winner vs. G11 Winner | BTN

Sunday, March 9 - Championship

Game 14 | G12 Winner vs. G13 Winner | CBS

BIG TEN X ABBOTT - THE WE GIVE BLOOD DRIVE

Every season we give it everything we have. We give our strength, we give our souls and so much more – it's in our blood. And now we can give that too. This season, Abbott and the Big Ten are pitting school against school in the largest blood donation competition of our lifetime to fight the largest blood shortage in a generation.

Want your school to win? Then don't give up. Give blood. Every donation scores one point for your school on the leaderboard.











The winning school will receive \$1 million to advance student or community health.

Individual donors will be offered a free one month subscription to B1G+ and will be entered to win a trip to the 2024 Discover® Big Ten Football Championship Game on December 7, 2024.

Students will be able to donate at mobile blood drives on campus, and alumni, fans and students alike can donate at blood donation centers across the country. Results will be tracked in real time at BigTen.Org/Abbott after donors attribute donations to their favorite school.

BIG TEN DONATION LEADERBOARD

(as of Dec. 3)

BIG TEN DONATION LEADERBOARD			
	UNIVERSITY	LIVES SAVED	DONORS
	Nebraska	11319	3773
	Wisconsin	5775	1925
	Michigan	5628	1876
	UCLA	4398	1466
	Ohio State	4059	1353
	Iowa	3474	1158
	Michigan State	2850	950
	Illinois	2700	900
	Indiana	2526	842
	Purdue	2466	822

BIG TEN CONFERENCE	
56,655 LIVES SAVED	18,885 DONORS



Big Life. Big Stage. Big Ten.

Since its inception in 1896, the pursuit and attainment of academic excellence has been a priority for every Big Ten member institution. But maintaining the conference's standard of competing at the highest level in athletics also endures as an important component of the Big Ten experience. Striking that balance between academics and athletics is integral to the Big Ten's identity. Recognized as one of intercollegiate sports' most successful undertakings, the Big Ten strives for success from its students not only on the field and in the classroom, but around the world as well.

PREMIER ACADEMIC INSTITUTIONS

The Big Ten Academic Alliance is an academic consortium of all 18 Big Ten universities, which is widely considered to be the model for effective and voluntary collaboration among top research universities.

Every Big Ten Academic Alliance institution ranks among the top 90 universities in the nation according to the 2024 Academic Ranking of World Universities, including 10 in the top 40.

The Big Ten leads all conferences with more than 1,900 Academic All-Americans, including 80 honorees during the 2023-24 academic year.

Big Ten Academic Alliance schools annually conduct \$17 billion in funded research.

A HISTORY OF ATHLETIC SUCCESS

Big Ten schools have won at least five national championships in 26 of the last 30 years, averaging nearly seven per year during that span.

Since the 2005-06 academic year, current Big Ten institutions have claimed 119 team national championships in 26 different sports.

BROAD-BASED PROGRAMMING

Big Ten institutions support more than 11,000 participation opportunities on 350 teams in 42 different sports.

The Big Ten sponsors 28 official conference sports, 14 for men and 14 for women.

The Big Ten leads the nation in total students competing in intercollegiate athletics and participation opportunities, and sponsors more official sports than all conferences except the Ivy League.

Nearly 2,000 Big Ten competitors have participated in the Olympics, winning more than 600 medals, including more than 200 gold. The Big Ten Conference enjoyed its finest performance at a single Olympic Games during the 2024 Summer Olympics in Paris, France, as athletes with Big Ten ties set conference records by earning 98 total medals and 27 gold medals during the 17-day competition, surpassing the previous mark of 51 medals at the 2020 Summer Games in Tokyo, Japan. All 18 Big Ten member schools were represented at the 2024 Summer Games, competing for 64 nations in 17 sports.

PASSIONATE FOLLOWING

The Big Ten leads all conferences with 9.4 million alumni and nearly 823,000 students.

Big Ten men's and women's basketball combined for 4.3 million fans in their home arenas throughout the 2023-24 season and paced the nation in total attendance. Volleyball Day in Nebraska attracted 92,003 fans, the largest attendance in women's sports history. All seven of the Big Ten ice hockey teams also ranked in the top 15 nationally in average attendance.

In 2023-24, Big Ten women's basketball programs set ratings records on seven different networks – BTN, FOX, FS1, NBC, Peacock, ESPN and CBS.

LEADERS IN INNOVATION

Took part in the nation's first bowl game, winning the 1902 Rose Bowl Game, and signed an exclusive contract with the Tournament of Roses in 1946, making it the first bowl with permanent conference affiliations.

Awarded the first Big Ten Medal of Honor in 1915, honoring outstanding seniors who demonstrated excellence in academics and athletics.

Formed the Big Ten Advisory Commission in 1972, enlisting former students that competed in conference athletics to serve as liaisons to the NCAA's Diversity and Inclusion Department, the Big Ten Student-Athlete Advisory Commission and other organizations.

Became the first conference to voluntarily adopt male and female participation goals after launching its Gender Equity Action Plan in 1992.

Launched the Big Ten Network (BTN) in 2007, the first national conference-owned television network.

Began partnering with the Ivy League to study the effects of head injuries in sports in 2012.

Twenty years after adding instant replay in 2004, announced a state-of-the-art replay center, featuring 18 dedicated replay bays and six dedicated medical observation stations.

Championed new legislation for football permitting coach-to-player helmet communication and the use of sideline video by student-athletes, and coaches, both of which were introduced in the fall of 2024.

EXTENSIVE TELEVISION EXPOSURE

Through the Big Ten's current media agreements with BTN, NBC, Peacock, CBS and FOX, more than 2,000 Big Ten events are produced and distributed nationally and globally on an annual basis.

BTN reaches nearly 50 million homes and is also available via the Fox Sports App, delivering live and on-demand programming to computers, smartphones and tablets. B1G+ streams more than 2,000 additional events each season.

COMMUNITY & IMPACT

The Big Ten Conference is dedicated to making a lasting impact on the communities where its major events are held. In recent years, the conference has hosted sports clinics, renovated recreation centers and given elementary-aged children the chance to experience major Big Ten events.

Around the Big Ten Football Championship Game and Basketball Tournaments, the conference focuses on creating meaningful improvements, aiming to leave each location better than it was found.

Moving forward, the Big Ten will continue to collaborate with the College Football Playoff Foundation, local sports organizations and school district foundations to enhance spaces for teachers and children and provide educational opportunities for youth.



**2024-25 Big Ten Women's Basketball
Conference Statistics
All games**

Scoring Offense

	Team	G	W-L	Pts	AVG
1.	Michigan St.	8	8-0	734	91.75
2.	Ohio St.	7	7-0	624	89.14
3.	Southern California	7	6-1	612	87.43
4.	Nebraska	7	6-1	606	86.57
5.	Michigan	8	7-1	686	85.75
6.	Penn St.	9	8-1	766	85.11
7.	UCLA	8	8-0	680	85.00
8.	Maryland	8	8-0	676	84.50
9.	Iowa	8	8-0	622	77.75
10.	Illinois	8	7-1	607	75.88
11.	Minnesota	9	9-0	677	75.22
12.	Washington	9	7-2	676	75.11
13.	Rutgers	8	5-3	595	74.38
14.	Oregon	8	6-2	579	72.38
15.	Wisconsin	9	7-2	632	70.22
16.	Purdue	7	4-3	479	68.43
17.	Northwestern	6	3-3	406	67.67
18.	Indiana	8	5-3	537	67.13

Scoring Defense

	Team	G	Pts	AVG
1.	Minnesota	9	420	46.67
2.	UCLA	8	417	52.13
	Michigan St.	8	417	52.13
4.	Ohio St.	7	378	54.00
5.	Southern California	7	380	54.29
6.	Michigan	8	437	54.63
7.	Illinois	8	441	55.13
8.	Maryland	8	456	57.00
9.	Washington	9	514	57.11
10.	Iowa	8	466	58.25
11.	Nebraska	7	410	58.57
12.	Wisconsin	9	550	61.11
13.	Oregon	8	501	62.63
14.	Penn St.	9	564	62.67
15.	Indiana	8	503	62.88
16.	Rutgers	8	553	69.13
17.	Northwestern	6	428	71.33
18.	Purdue	7	518	74.00

Scoring Margin

	Team	G	Off	Def	Margin
1.	Michigan St.	8	91.75	52.13	+39.63
2.	Ohio St.	7	89.14	54.00	+35.14
3.	Southern California	7	87.43	54.29	+33.14
4.	UCLA	8	85.00	52.13	+32.88
5.	Michigan	8	85.75	54.63	+31.13
6.	Minnesota	9	75.22	46.67	+28.56
7.	Nebraska	7	86.57	58.57	+28.00
8.	Maryland	8	84.50	57.00	+27.50
9.	Penn St.	9	85.11	62.67	+22.44
10.	Illinois	8	75.88	55.13	+20.75
11.	Iowa	8	77.75	58.25	+19.50
12.	Washington	9	75.11	57.11	+18.00
13.	Oregon	8	72.38	62.63	+9.75
14.	Wisconsin	9	70.22	61.11	+9.11
15.	Rutgers	8	74.38	69.13	+5.25
16.	Indiana	8	67.13	62.88	+4.25
17.	Northwestern	6	67.67	71.33	-3.67
18.	Purdue	7	68.43	74.00	-5.57

Free Throw Percentage

	Team	G	FTM	FTA	Pct.
1.	Indiana	8	125	157	.796
2.	Illinois	8	142	185	.768
3.	Washington	9	81	107	.757
4.	Michigan	8	113	152	.743
5.	Southern California	7	107	145	.738
6.	Nebraska	7	109	148	.736
7.	Iowa	8	103	141	.730
8.	Penn St.	9	120	165	.727
	Minnesota	9	104	143	.727
10.	Northwestern	6	78	108	.722
11.	Maryland	8	121	169	.716
12.	Michigan St.	8	166	236	.703
13.	Wisconsin	9	86	124	.694
14.	Purdue	7	61	88	.693
15.	UCLA	8	89	131	.679
16.	Oregon	8	86	129	.667
17.	Ohio St.	7	99	152	.651
18.	Rutgers	8	98	155	.632



**2024-25 Big Ten Women's Basketball
Conference Statistics
All games**

Field Goal Percentage

	Team	G	FGM	FGA	Pct.
1.	Nebraska	7	214	419	.511
2.	Maryland	8	252	495	.509
3.	Penn St.	9	291	581	.501
4.	Iowa	8	234	476	.492
5.	UCLA	8	263	535	.492
6.	Michigan St.	8	255	522	.489
7.	Michigan	8	256	542	.472
8.	Southern California	7	229	487	.470
9.	Ohio St.	7	235	504	.466
10.	Washington	9	262	568	.461
11.	Wisconsin	9	244	534	.457
12.	Oregon	8	224	492	.455
13.	Illinois	8	214	482	.444
14.	Rutgers	8	228	524	.435
15.	Northwestern	6	154	355	.434
16.	Purdue	7	191	448	.426
17.	Indiana	8	182	435	.418
18.	Minnesota	9	250	599	.417

Field Goal Percentage Defense

	Team	G	FGM	FGA	Pct.
1.	UCLA	8	145	471	.308
2.	Minnesota	9	154	469	.328
3.	Ohio St.	7	132	388	.340
4.	Michigan St.	8	144	423	.340
5.	Michigan	8	155	452	.343
6.	Iowa	8	161	463	.348
7.	Southern California	7	143	409	.350
8.	Maryland	8	168	476	.353
9.	Washington	9	200	563	.355
10.	Illinois	8	179	484	.370
11.	Nebraska	7	151	407	.371
12.	Penn St.	9	214	565	.379
13.	Oregon	8	184	472	.390
14.	Indiana	8	192	491	.391
15.	Rutgers	8	209	533	.392
16.	Northwestern	6	147	373	.394
17.	Purdue	7	184	466	.395
18.	Wisconsin	9	208	526	.395

3-Point FG Percentage

	Team	G	3FG	3FGA	Pct.
1.	Nebraska	7	69	159	.434
2.	Maryland	8	51	132	.386
3.	Penn St.	9	64	171	.374
4.	Michigan St.	8	58	158	.367
5.	Ohio St.	7	55	156	.353
6.	UCLA	8	65	186	.349
7.	Washington	9	71	204	.348
8.	Minnesota	9	73	213	.343
9.	Wisconsin	9	58	171	.339
10.	Michigan	8	61	180	.339
11.	Iowa	8	51	159	.321
12.	Purdue	7	36	116	.310
13.	Oregon	8	45	146	.308
14.	Indiana	8	48	157	.306
15.	Southern California	7	47	158	.297
16.	Rutgers	8	41	147	.279
17.	Illinois	8	37	140	.264
18.	Northwestern	6	20	86	.233

3-Point FG Percentage Defense

	Team	G	3FG	3FGA	Pct.
1.	Illinois	8	35	179	.196
2.	Michigan	8	40	195	.205
3.	Michigan St.	8	31	143	.217
4.	Minnesota	9	41	175	.234
5.	Washington	9	36	144	.250
6.	Southern California	7	36	134	.269
7.	Rutgers	8	47	172	.273
8.	Ohio St.	7	41	145	.283
	Oregon	8	41	145	.283
10.	Maryland	8	50	174	.287
11.	Purdue	7	44	151	.291
12.	Penn St.	9	64	215	.298
13.	UCLA	8	58	193	.301
14.	Wisconsin	9	50	164	.305
15.	Iowa	8	67	216	.310
16.	Indiana	8	57	178	.320
17.	Nebraska	7	48	144	.333
18.	Northwestern	6	58	160	.363



**2024-25 Big Ten Women's Basketball
Conference Statistics
All games**

Rebounding Offense

	Team	G	Rebounds	AVG
1.	UCLA	8	387	48.38
2.	Michigan	8	358	44.75
3.	Maryland	8	357	44.63
4.	Ohio St.	7	311	44.43
5.	Rutgers	8	353	44.13
6.	Southern California	7	307	43.86
7.	Minnesota	9	389	43.22
8.	Penn St.	9	388	43.11
9.	Michigan St.	8	336	42.00
10.	Washington	9	372	41.33
11.	Nebraska	7	288	41.14
12.	Purdue	7	279	39.86
13.	Illinois	8	315	39.38
14.	Iowa	8	313	39.13
15.	Wisconsin	9	346	38.44
16.	Oregon	8	299	37.38
17.	Indiana	8	293	36.63
18.	Northwestern	6	216	36.00

Rebounding Defense

	Team	G	Rebounds	AVG
1.	Maryland	8	232	29.00
2.	Nebraska	7	204	29.14
3.	UCLA	8	234	29.25
4.	Michigan	8	240	30.00
5.	Iowa	8	243	30.38
6.	Wisconsin	9	285	31.67
	Penn St.	9	285	31.67
8.	Michigan St.	8	260	32.50
9.	Southern California	7	228	32.57
10.	Washington	9	294	32.67
11.	Illinois	8	266	33.25
12.	Indiana	8	268	33.50
13.	Minnesota	9	310	34.44
14.	Oregon	8	283	35.38
15.	Ohio St.	7	249	35.57
16.	Northwestern	6	228	38.00
17.	Purdue	7	274	39.14
18.	Rutgers	8	317	39.63

Rebounding Margin

	Team	G	Team	AVG	Opp.	AVG	Margin
1.	UCLA	8	387	48.38	234	29.25	+19.13
2.	Maryland	8	357	44.63	232	29.00	+15.63
3.	Michigan	8	358	44.75	240	30.00	+14.75
4.	Nebraska	7	288	41.14	204	29.14	+12.00
5.	Penn St.	9	388	43.11	285	31.67	+11.44
6.	Southern California	7	307	43.86	228	32.57	+11.29
7.	Michigan St.	8	336	42.00	260	32.50	+9.50
8.	Ohio St.	7	311	44.43	249	35.57	+8.86
9.	Minnesota	9	389	43.22	310	34.44	+8.78
10.	Iowa	8	313	39.13	243	30.38	+8.75
11.	Washington	9	372	41.33	294	32.67	+8.67
12.	Wisconsin	9	346	38.44	285	31.67	+6.78
13.	Illinois	8	315	39.38	266	33.25	+6.13
14.	Rutgers	8	353	44.13	317	39.63	+4.50
15.	Indiana	8	293	36.63	268	33.50	+3.13
16.	Oregon	8	299	37.38	283	35.38	+2.00
17.	Purdue	7	279	39.86	274	39.14	+0.71
18.	Northwestern	6	216	36.00	228	38.00	-2.00

Blocked Shots

	Team	G	No.	AVG
1.	Southern California	7	49	7.00
2.	Penn St.	9	54	6.00
3.	Purdue	7	39	5.57
4.	Rutgers	8	43	5.38
5.	Washington	9	48	5.33
6.	Michigan St.	8	42	5.25
7.	Ohio St.	7	36	5.14
8.	Iowa	8	37	4.63
9.	UCLA	8	36	4.50
10.	Wisconsin	9	37	4.11
11.	Nebraska	7	27	3.86
12.	Maryland	8	29	3.63
13.	Indiana	8	28	3.50
14.	Northwestern	6	19	3.17
15.	Oregon	8	22	2.75
16.	Michigan	8	19	2.38
17.	Illinois	8	18	2.25
18.	Minnesota	9	15	1.67



**2024-25 Big Ten Women's Basketball
Conference Statistics
All games**

Assists

	Team	G	No.	AVG
1.	UCLA	8	168	21.00
2.	Michigan St.	8	167	20.88
3.	Penn St.	9	187	20.78
4.	Nebraska	7	138	19.71
5.	Southern California	7	137	19.57
6.	Northwestern	6	113	18.83
7.	Michigan	8	147	18.38
8.	Maryland	8	141	17.63
9.	Iowa	8	140	17.50
10.	Ohio St.	7	121	17.29
11.	Minnesota	9	148	16.44
12.	Wisconsin	9	137	15.22
13.	Oregon	8	121	15.13
14.	Purdue	7	105	15.00
15.	Illinois	8	114	14.25
16.	Washington	9	127	14.11
17.	Indiana	8	107	13.38
18.	Rutgers	8	99	12.38

Steals

	Team	G	No.	AVG
1.	Ohio St.	7	114	16.29
2.	Michigan St.	8	125	15.63
3.	Southern California	7	102	14.57
4.	Penn St.	9	108	12.00
5.	Minnesota	9	89	9.89
6.	Michigan	8	75	9.38
7.	Nebraska	7	65	9.29
8.	Oregon	8	72	9.00
9.	UCLA	8	64	8.00
10.	Washington	9	70	7.78
11.	Maryland	8	61	7.63
12.	Iowa	8	57	7.13
13.	Northwestern	6	42	7.00
	Purdue	7	49	7.00
	Indiana	8	56	7.00
16.	Wisconsin	9	58	6.44
17.	Rutgers	8	51	6.38
18.	Illinois	8	46	5.75

Turnover Margin

	Team	G	Team	AVG	Opp.	AVG	Margin
1.	Ohio St.	7	96	13.71	193	27.57	+13.86
2.	Michigan St.	8	116	14.50	209	26.13	+11.63
3.	Minnesota	9	84	9.33	156	17.33	+8.00
4.	Southern California	7	118	16.86	170	24.29	+7.43
5.	Illinois	8	80	10.00	124	15.50	+5.50
6.	Michigan	8	137	17.13	172	21.50	+4.38
7.	UCLA	8	120	15.00	144	18.00	+3.00
8.	Iowa	8	128	16.00	151	18.88	+2.88
9.	Oregon	8	116	14.50	138	17.25	+2.75
10.	Nebraska	7	97	13.86	111	15.86	+2.00
11.	Maryland	8	131	16.38	145	18.13	+1.75
12.	Penn St.	9	192	21.33	202	22.44	+1.11
13.	Northwestern	6	89	14.83	86	14.33	-0.50
14.	Rutgers	8	121	15.13	116	14.50	-0.63
15.	Washington	9	141	15.67	132	14.67	-1.00
	Wisconsin	9	120	13.33	111	12.33	-1.00
17.	Indiana	8	132	16.50	118	14.75	-1.75
18.	Purdue	7	126	18.00	90	12.86	-5.14

Assist/Turnover Ratio

	Team	G	Ast	AVG	T/O	AVG	Ratio
1.	Minnesota	9	148	16.44	84	9.33	1.76
2.	Michigan St.	8	167	20.88	116	14.50	1.44
3.	Illinois	8	114	14.25	80	10.00	1.43
4.	Nebraska	7	138	19.71	97	13.86	1.42
5.	UCLA	8	168	21.00	120	15.00	1.40
6.	Northwestern	6	113	18.83	89	14.83	1.27
7.	Ohio St.	7	121	17.29	96	13.71	1.26
8.	Southern California	7	137	19.57	118	16.86	1.16
9.	Wisconsin	9	137	15.22	120	13.33	1.14
10.	Iowa	8	140	17.50	128	16.00	1.09
11.	Maryland	8	141	17.63	131	16.38	1.08
12.	Michigan	8	147	18.38	137	17.13	1.07
13.	Oregon	8	121	15.13	116	14.50	1.04
14.	Penn St.	9	187	20.78	192	21.33	0.97
15.	Washington	9	127	14.11	141	15.67	0.90
16.	Purdue	7	105	15.00	126	18.00	0.83
17.	Rutgers	8	99	12.38	121	15.13	0.82
18.	Indiana	8	107	13.38	132	16.50	0.81



**2024-25 Big Ten Women's Basketball
Conference Statistics
All games**

Offensive Rebounds Per Game

	Team	G	No.	AVG
1.	UCLA	8	133	16.63
2.	Southern California	7	116	16.57
3.	Ohio St.	7	114	16.29
4.	Michigan	8	126	15.75
5.	Rutgers	8	125	15.63
6.	Minnesota	9	137	15.22
7.	Maryland	8	121	15.13
8.	Penn St.	9	128	14.22
9.	Michigan St.	8	113	14.13
10.	Washington	9	115	12.78
11.	Nebraska	7	84	12.00
12.	Purdue	7	81	11.57
13.	Oregon	8	88	11.00
14.	Northwestern	6	65	10.83
15.	Wisconsin	9	96	10.67
16.	Illinois	8	83	10.38
17.	Iowa	8	80	10.00
18.	Indiana	8	78	9.75

Defensive Rebounds Per Game

	Team	G	No.	AVG
1.	UCLA	8	254	31.75
2.	Maryland	8	236	29.50
3.	Nebraska	7	204	29.14
4.	Iowa	8	233	29.13
5.	Michigan	8	232	29.00
	Illinois	8	232	29.00
7.	Penn St.	9	260	28.89
8.	Washington	9	257	28.56
9.	Rutgers	8	228	28.50
10.	Purdue	7	198	28.29
11.	Ohio St.	7	197	28.14
12.	Minnesota	9	252	28.00
13.	Michigan St.	8	223	27.88
14.	Wisconsin	9	250	27.78
15.	Southern California	7	191	27.29
16.	Indiana	8	215	26.88
17.	Oregon	8	211	26.38
18.	Northwestern	6	151	25.17

Defensive Reb Percentage

	Team	G	D-Reb	Opp. OR	D-Reb%
1.	Minnesota	9	252	77	.766
2.	UCLA	8	254	79	.763
3.	Iowa	8	233	73	.761
4.	Illinois	8	232	73	.761
5.	Nebraska	7	204	65	.758
6.	Michigan	8	232	76	.753
7.	Wisconsin	9	250	85	.746
8.	Michigan St.	8	223	77	.743
9.	Ohio St.	7	197	72	.732
10.	Maryland	8	236	88	.728
11.	Southern California	7	191	76	.715
12.	Penn St.	9	260	104	.714
13.	Indiana	8	215	89	.707
14.	Washington	9	257	109	.702
15.	Oregon	8	211	92	.696
16.	Purdue	7	198	98	.669
17.	Rutgers	8	228	113	.669
18.	Northwestern	6	151	80	.654

Offensive Reb Percentage

	Team	G	O-Reb	Opp. DR	O-Reb%
1.	UCLA	8	133	155	.462
2.	Maryland	8	121	144	.457
3.	Michigan	8	126	164	.434
4.	Southern California	7	116	152	.433
5.	Penn St.	9	128	181	.414
6.	Ohio St.	7	114	177	.392
7.	Washington	9	115	185	.383
8.	Michigan St.	8	113	183	.382
9.	Rutgers	8	125	204	.380
10.	Nebraska	7	84	139	.377
11.	Minnesota	9	137	233	.370
12.	Wisconsin	9	96	200	.324
13.	Iowa	8	80	170	.320
14.	Oregon	8	88	191	.315
15.	Purdue	7	81	176	.315
16.	Northwestern	6	65	148	.305
17.	Indiana	8	78	179	.304
18.	Illinois	8	83	193	.301



**2024-25 Big Ten Women's Basketball
Conference Statistics
All games**

3-Point FG Made

	Team	G	No.	Avg
1.	Nebraska	7	69	9.86
2.	UCLA	8	65	8.13
3.	Minnesota	9	73	8.11
4.	Washington	9	71	7.89
5.	Ohio St.	7	55	7.86
6.	Michigan	8	61	7.63
7.	Michigan St.	8	58	7.25
8.	Penn St.	9	64	7.11
9.	Southern California	7	47	6.71
10.	Wisconsin	9	58	6.44
11.	Maryland	8	51	6.38
	Iowa	8	51	6.38
13.	Indiana	8	48	6.00
14.	Oregon	8	45	5.63
15.	Purdue	7	36	5.14
16.	Rutgers	8	41	5.13
17.	Illinois	8	37	4.63
18.	Northwestern	6	20	3.33

Conference Records

Team	Conference	Pct.	PF	PA	Overall	Pct.	PF	PA
Illinois	0-0	.000	0.00	0.00	7-1	.875	75.88	55.13
Indiana	0-0	.000	0.00	0.00	5-3	.625	67.13	62.88
Iowa	0-0	.000	0.00	0.00	8-0	1.000	77.75	58.25
Maryland	0-0	.000	0.00	0.00	8-0	1.000	84.50	57.00
Michigan	0-0	.000	0.00	0.00	7-1	.875	85.75	54.63
Michigan St.	0-0	.000	0.00	0.00	8-0	1.000	91.75	52.13
Minnesota	0-0	.000	0.00	0.00	9-0	1.000	75.22	46.67
Nebraska	0-0	.000	0.00	0.00	6-1	.857	86.57	58.57
Northwestern	0-0	.000	0.00	0.00	3-3	.500	67.67	71.33
Ohio St.	0-0	.000	0.00	0.00	7-0	1.000	89.14	54.00
Oregon	0-0	.000	0.00	0.00	6-2	.750	72.38	62.63
Penn St.	0-0	.000	0.00	0.00	8-1	.889	85.11	62.67
Purdue	0-0	.000	0.00	0.00	4-3	.571	68.43	74.00
Rutgers	0-0	.000	0.00	0.00	5-3	.625	74.38	69.13
Southern California	0-0	.000	0.00	0.00	6-1	.857	87.43	54.29
UCLA	0-0	.000	0.00	0.00	8-0	1.000	85.00	52.13
Washington	0-0	.000	0.00	0.00	7-2	.778	75.11	57.11
Wisconsin	0-0	.000	0.00	0.00	7-2	.778	70.22	61.11

Current Unbeaten Streak

Team	Streak
Minnesota	9
Michigan St.	8
Maryland	8
UCLA	8
Iowa	8
Michigan	7
Ohio St.	7
Southern California	2
Wisconsin	2
Northwestern	2
Illinois	1
Washington	1
Rutgers	1
Indiana	1
Nebraska	1

Team Summaries

Team	G	PF-PA	Avg score	Margin	FG-FGA	Pct.	3FG-FGA	Pct.	FT-FTA	Pct.	RebF	RebA	Margin
Illinois	8	607-441	75.9-55.1	+20.75	214-482	.444	37-140	.264	142-185	.768	315	266	+6.13
Indiana	8	537-503	67.1-62.9	+4.25	182-435	.418	48-157	.306	125-157	.796	293	268	+3.13
Iowa	8	622-466	77.8-58.3	+19.50	234-476	.492	51-159	.321	103-141	.730	313	243	+8.75



2024-25 Big Ten Women's Basketball
Conference Statistics
All games

Team	G	PF-PA	Avg score	Margin	FG-FGA	Pct.	3FG-FGA	Pct.	FT-FTA	Pct.	RebF	RebA	Margin
Maryland	8	676-456	84.5-57.0	+27.50	252-495	.509	51-132	.386	121-169	.716	357	232	+15.63
Michigan	8	686-437	85.8-54.6	+31.13	256-542	.472	61-180	.339	113-152	.743	358	240	+14.75
Michigan St.	8	734-417	91.8-52.1	+39.63	255-522	.489	58-158	.367	166-236	.703	336	260	+9.50
Minnesota	9	677-420	75.2-46.7	+28.56	250-599	.417	73-213	.343	104-143	.727	389	310	+8.78
Nebraska	7	606-410	86.6-58.6	+28.00	214-419	.511	69-159	.434	109-148	.736	288	204	+12.00
Northwestern	6	406-428	67.7-71.3	-3.67	154-355	.434	20-86	.233	78-108	.722	216	228	-2.00
Ohio St.	7	624-378	89.1-54.0	+35.14	235-504	.466	55-156	.353	99-152	.651	311	249	+8.86
Oregon	8	579-501	72.4-62.6	+9.75	224-492	.455	45-146	.308	86-129	.667	299	283	+2.00
Penn St.	9	766-564	85.1-62.7	+22.44	291-581	.501	64-171	.374	120-165	.727	388	285	+11.44
Purdue	7	479-518	68.4-74.0	-5.57	191-448	.426	36-116	.310	61-88	.693	279	274	+0.71
Rutgers	8	595-553	74.4-69.1	+5.25	228-524	.435	41-147	.279	98-155	.632	353	317	+4.50
Southern California	7	612-380	87.4-54.3	+33.14	229-487	.470	47-158	.297	107-145	.738	307	228	+11.29
UCLA	8	680-417	85.0-52.1	+32.88	263-535	.492	65-186	.349	89-131	.679	387	234	+19.13
Washington	9	676-514	75.1-57.1	+18.00	262-568	.461	71-204	.348	81-107	.757	372	294	+8.67
Wisconsin	9	632-550	70.2-61.1	+9.11	244-534	.457	58-171	.339	86-124	.694	346	285	+6.78



2024-25 Big Ten Women's Basketball
Conference Statistics
All games

Attendance

Team	Home	Average	Away	Average	Neutral	Average	Total	Average
Illinois	5-28511	5702	1-607	607	2-709	355	8-29827	3728
Indiana	4-41165	10291	1-4135	4135	3-915	305	8-46215	5777
Iowa	3-44994	14998	1-6424	6424	4-19785	4946	8-71203	8900
Maryland	4-24963	6241	2-4733	2367	2-2192	1096	8-31888	3986
Michigan	5-12578	2516	0-0	0	3-7757	2586	8-20335	2542
Michigan St.	5-13400	2680	1-2051	2051	2-940	470	8-16391	2049
Minnesota	5-15362	3072	0-0	0	4-346	87	9-15708	1745
Nebraska	5-26605	5321	1-2374	2374	1-3297	3297	7-32276	4611
Northwestern	5-6488	1298	1-567	567	0-0	0	6-7055	1176
Ohio St.	3-16019	5340	2-6634	3317	2-195	98	7-22848	3264
Oregon	6-29416	4903	0-0	0	2-1800	900	8-31216	3902
Penn St.	7-13177	1882	0-0	0	2-1392	696	9-14569	1619
Purdue	5-20944	4189	0-0	0	2-4035	2018	7-24979	3568
Rutgers	7-13312	1902	1-4644	4644	0-0	0	8-17956	2245
Southern California	4-19768	4942	0-0	0	3-6197	2066	7-25965	3709
UCLA	4-23097	5774	1-2481	2481	3-6682	2227	8-32260	4033
Washington	6-10730	1788	1-2145	2145	2-624	312	9-13499	1500
Wisconsin	5-15454	3091	1-3167	3167	3-585	195	9-19206	2134
Total	88-375983	4273	14-39962	2854	40-57451	1436	142-473396	3334



**2024-25 Big Ten Women's Basketball
Conference Team Highs
All games**

Team Highs

POINTS	124		Southern California vs CSUN (11/12/2024)
	113		Nebraska vs South Dakota (N) (11/16/2024)
FIELD GOALS MADE	48		Southern California vs CSUN (11/12/2024)
	43		Ohio St. at Ohio (11/20/2024)
FIELD GOAL ATTEMPTS	89		Ohio St. at Ohio (11/20/2024)
	84		UCLA vs Arkansas (11/17/2024)
FIELD GOAL PERCENTAGE	.631	(41-65)	Nebraska vs South Dakota (N) (11/16/2024)
	.619	(39-63)	Penn St. vs Niagara (11/14/2024)
3 PT FG MADE	20		Nebraska vs South Dakota (N) (11/16/2024)
	17		Southern California vs CSUN (11/12/2024)
3 PT FG ATTEMPTS	37		Ohio St. at Ohio (11/20/2024)
	36		Southern California vs CSUN (11/12/2024)
3 PT FG PERCENTAGE	.667	(6-9)	Maryland vs Duke (11/10/2024)
	.647	(11-17)	Maryland vs Towson (11/17/2024)
FREE THROWS MADE	31		Illinois vs Marquette (11/10/2024)
	31		Indiana vs Harvard (11/07/2024)
FREE THROW ATTEMPTS	42		Rutgers vs NJIT (11/10/2024)
	39		Michigan St. vs Yale (11/08/2024)
FREE THROW PERCENTAGE	1.000	(11-11)	Nebraska vs South Dakota (N) (11/16/2024)
	1.000	(10-10)	Illinois at Canisius (12/02/2024)
	1.000	(6-6)	Indiana at Butler (11/13/2024)
	1.000	(2-2)	Purdue vs South Carolina (N) (11/30/2024)
	1.000	(2-2)	Purdue vs Middle Tenn. (N) (11/28/2024)
REBOUNDS	65		UCLA vs Arkansas (11/17/2024)
	61		Rutgers vs NJIT (11/10/2024)
ASSISTS	33		Nebraska vs South Dakota (N) (11/16/2024)
	29		Michigan St. vs Oakland (11/05/2024)
STEALS	28		Southern California vs CSUN (11/12/2024)
	22		Ohio St. vs Utah St. (N) (11/29/2024)
	22		Michigan St. vs Detroit Mercy (11/20/2024)
	22		Michigan St. vs Oakland (11/05/2024)
BLOCKED SHOTS	16		Washington vs Prairie View (11/22/2024)
	10		Nebraska vs North Ala. (11/19/2024)
	10		Rutgers vs Cornell (11/07/2024)
	10		Ohio St. vs Cleveland St. (11/05/2024)
	10		Southern California vs Ole Miss (N) (11/04/2024)
TURNOVERS	29		Penn St. vs Niagara (11/14/2024)
	27		Indiana vs Harvard (11/07/2024)
	27		Southern California vs Ole Miss (N) (11/04/2024)
FOULS	30		Rutgers vs NJIT (11/10/2024)
	29		Northwestern vs Illinois St. (11/06/2024)



**2024-25 Big Ten Women's Basketball
Conference Individual Long
All games**

To be ranked, a player must appear in at least 75.0% of their team's games.

Scoring

	Player	P	G	FG	3FG	FT	Pts	AVG
1.	Watkins, Juju - USC	G	7	58	10	38	164	23.43
2.	Merkle, Gracie - PSU	C	9	75	0	32	182	20.22
3.	Adams, Destiny - RU	F	8	56	2	40	154	19.25
4.	Betts, Lauren - UCLA	C	8	66	0	21	153	19.13
5.	Smikle, Kaylene - MD	G	8	52	15	32	151	18.88
6.	Swords, Syla - Mich	G	8	55	20	20	150	18.75
7.	Iriafen, Kiki - USC	F	7	47	2	33	129	18.43
8.	McMiller, Kiyomi - RU	G	8	62	15	7	146	18.25
9.	Williams, Serah - Wisc	F	9	69	1	17	156	17.33
	Olsen, Lucy - Iowa	G	6	43	7	11	104	17.33
11.	VanSlooten, Grace - MSU	F	7	45	0	31	121	17.29
12.	Ayrault, Julia - MSU	G	7	42	8	22	114	16.29
13.	Murray, Moriah - PSU	G	9	47	37	15	146	16.22
14.	Cambridge, Jaloni - OSU	G	7	42	7	22	113	16.14
15.	Olson, Olivia - Mich	G	8	50	5	24	129	16.13
16.	Bostic, Kendall - Illini	F	8	58	0	12	128	16.00
	Gray, Chance - OSU	G	7	37	23	15	112	16.00
18.	O'Grady, Addison - Iowa	C	8	54	0	12	120	15.00
	Markowski, Alexis - Nebr	C	7	42	5	16	105	15.00
20.	Ladine, Elle - UW	G	9	52	20	9	133	14.78
	Sellers, Sayvia - UW	G	9	49	16	19	133	14.78

Rebounding

	Player	P	G	Off	Def	Total	AVG
1.	Williams, Serah - Wisc	F	9	30	78	108	12.00
2.	Adams, Destiny - RU	F	8	36	51	87	10.88
	Betts, Lauren - UCLA	C	8	42	45	87	10.88
4.	Bostic, Kendall - Illini	F	8	15	66	81	10.13
5.	Williams, Taylor - NU	F	6	22	38	60	10.00
6.	Cornwell, Chyna - RU	F	8	37	37	74	9.25
7.	Merkle, Gracie - PSU	C	9	42	40	82	9.11
8.	VanSlooten, Grace - MSU	F	7	24	36	60	8.57
	Iriafen, Kiki - USC	F	7	36	24	60	8.57
10.	Poffenbarger, Saylor - MD	G	8	18	50	68	8.50
	Dalce, Christina - MD	F	8	29	39	68	8.50
12.	Shoup-Hill, Brynn - Illini	F	8	17	48	65	8.13
13.	Ayrault, Julia - MSU	G	7	10	46	56	8.00
14.	Markowski, Alexis - Nebr	C	7	16	39	55	7.86
15.	Barker, Janiah - UCLA	F	8	13	49	62	7.75
16.	Petty, Ajae - OSU	F	7	23	31	54	7.71
17.	Swords, Syla - Mich	G	8	24	37	61	7.63
18.	McCray, Carter - Wisc	C	9	25	42	67	7.44
19.	Marshall, Rayah - USC	F	7	18	34	52	7.43
	Lemmilä, Elsa - OSU	C	7	15	37	52	7.43

Field Goal Percentage (Minimum 5 FGM/G average)

	Player	P	G	FGM	FGA	Pct.
1.	O'Grady, Addison - Iowa	C	8	54	77	.701
2.	Merkle, Gracie - PSU	C	9	75	114	.658
3.	Betts, Lauren - UCLA	C	8	66	105	.629
4.	Prince, Britt - Nebr	G	6	32	52	.615
5.	Petty, Ajae - OSU	F	7	36	60	.600
6.	Sellers, Sayvia - UW	G	9	49	84	.583
7.	Bostic, Kendall - Illini	F	8	58	101	.574
8.	VanSlooten, Grace - MSU	F	7	45	80	.563
9.	Lombard, Destini - Purdue	G	7	40	73	.548
10.	Smikle, Kaylene - MD	G	8	52	99	.525
11.	Williams, Serah - Wisc	F	9	69	132	.523
12.	Markowski, Alexis - Nebr	C	7	42	81	.519
13.	Ayrault, Julia - MSU	G	7	42	83	.506
14.	Iriafen, Kiki - USC	F	7	47	93	.505
15.	Olson, Olivia - Mich	G	8	50	100	.500

3-Point FG Percentage (Minimum 2 3FG/G average)

	Player	P	G	3FG	FGA	Pct.
1.	Gardiner, Timea - UCLA	F	8	18	38	.474
2.	McCabe, Taylor - Iowa	G	8	17	36	.472
3.	Gray, Chance - OSU	G	7	23	50	.460
4.	Murray, Moriah - PSU	G	9	37	85	.435
5.	Garzon, Yarden - IND	G	8	20	51	.392
6.	Myers, Tess - Wisc	G	9	22	57	.386
7.	Swords, Syla - Mich	G	8	20	53	.377
8.	Hobbs, Jordan - Mich	G	8	16	45	.356
9.	Ladine, Elle - UW	G	9	20	58	.345



**2024-25 Big Ten Women's Basketball
Conference Individual Long
All games**

Free Throw Percentage (Minimum 2.5 FTM/G average)

	Player	P	G	FTM	FTA	Pct.
1.	Garzon, Yarden - IND	G	8	22	22	1.000
2.	Swords, Sylva - Mich	G	8	20	22	.909
3.	Sullivan, Grace - NU	F	6	15	17	.882
	Prince, Britt - Nebr	G	6	15	17	.882
5.	Leuzinger, Natalie - Wisc	G	9	25	30	.833
	McKenzie, Adalia - Illini	G	8	30	36	.833
	Holloway, Mila - Mich	G	8	25	30	.833
8.	Bryant, Genesis - Illini	G	8	34	41	.829
9.	Smikle, Kaylene - MD	G	8	32	39	.821
10.	Moore-McNeil, Chloe - IND	G	8	22	27	.815
	Cambridge, Jaloni - OSU	G	7	22	27	.815
12.	Bass, Reagan - Purdue	F	7	24	30	.800
	Olson, Olivia - Mich	G	8	24	30	.800
14.	Cook, Makira - Illini	G	7	23	29	.793
15.	Ayrault, Julia - MSU	G	7	22	28	.786
	Iriafe, Kiki - USC	F	7	33	42	.786

Assists

	Player	P	G	No.	AVG
1.	Lau, Caroline - NU	G	6	43	7.17
2.	Aarnisalo, Elina - UCLA	G	8	50	6.25
3.	Sellers, Shyanne - MD	G	8	49	6.13
4.	Olsen, Lucy - Iowa	G	6	32	5.33
5.	Campbell, Alli - PSU	G	9	44	4.89
6.	Holloway, Mila - Mich	G	8	39	4.88
7.	Cambridge, Jaloni - OSU	G	7	34	4.86
8.	Porter, Ronnie - Wisc	G	8	38	4.75
9.	Battle, Amaya - MINN	G	9	39	4.33
10.	Watkins, Juju - USC	G	7	28	4.00
11.	von Oelhoffen, Talia - USC	G	7	27	3.86
	Hake, Callin - Nebr	G	7	27	3.86
13.	Prince, Britt - Nebr	G	6	23	3.83
14.	Kelly, Deja - Oregon	G	8	30	3.75
15.	Cook, Makira - Illini	G	7	26	3.71

Steals

	Player	P	G	No.	AVG
1.	Watkins, Juju - USC	G	7	21	3.00
	Cambridge, Jaloni - OSU	G	7	21	3.00
3.	Hampton, Nyla - MSU	G	8	21	2.63
4.	Tate, Jocelyn - MSU	F	8	19	2.38
5.	Lombard, Destini - Purdue	G	7	16	2.29
6.	Moore-McNeil, Chloe - IND	G	8	18	2.25
	Simmons, Jaddan - MSU	G	8	18	2.25
8.	von Oelhoffen, Talia - USC	G	7	15	2.14
9.	Q. Daniels, Brooke - Mich	G	8	17	2.13
	Swords, Sylva - Mich	G	8	17	2.13
11.	Oden, Jayla - PSU	G	9	19	2.11
12.	Sellers, Sayvia - UW	G	9	18	2.00
	Greene, Madison - OSU	G	7	14	2.00
	Thierry, Taylor - OSU	G	7	14	2.00
	Gray, Chance - OSU	G	7	14	2.00

Blocked Shots

	Player	P	G	No.	AVG
1.	Williams, Serah - Wisc	F	9	29	3.22
2.	Eke, Tayra - UW	F	9	21	2.33
3.	Watkins, Juju - USC	G	7	16	2.29
	Lemmilä, Elsa - OSU	C	7	16	2.29
5.	Betts, Lauren - UCLA	C	8	17	2.13
6.	Merkle, Gracie - PSU	C	9	19	2.11
7.	O'Grady, Addison - Iowa	C	8	14	1.75
8.	Marshall, Rayah - USC	F	7	12	1.71
9.	Daniels, Dalayah - UW	F	9	14	1.56
10.	Parrish, Sydney - IND	G	6	9	1.50
11.	Ayrault, Julia - MSU	G	7	10	1.43
	Bass, Reagan - Purdue	F	7	10	1.43
13.	DeBerry, Amari - MD	F	6	8	1.33
14.	VanSlooten, Grace - MSU	F	7	9	1.29
15.	Campbell, Alli - PSU	G	9	11	1.22



**2024-25 Big Ten Women's Basketball
Conference Individual Long
All games**

Turnovers

	Player	P	G	No.	AVG
1.	Watkins, Juju - USC	G	7	30	4.29
2.	Adams, Destiny - RU	F	8	31	3.88
3.	Holloway, Mila - Mich	G	8	30	3.75
4.	Daniels, Dalayah - UW	F	9	31	3.44
	Oden, Jayla - PSU	G	9	31	3.44
6.	Merkle, Gracie - PSU	C	9	30	3.33
	Williams, Taylor - NU	F	6	20	3.33
8.	McMiller, Kiyomi - RU	G	8	25	3.13
9.	Garzon, Yarden - IND	G	8	24	3.00
	Jones, Rashunda - Purdue	G	7	21	3.00
11.	Betts, Lauren - UCLA	C	8	23	2.88
	Barker, Janiah - UCLA	F	8	23	2.88
	Swords, Sylva - Mich	G	8	23	2.88
14.	Lau, Caroline - NU	G	6	17	2.83
15.	Jimenez, D'Yanis - Wisc	G	9	25	2.78

Assist/Turnover Ratio (Minimum 3 AST/G average)

	Player	P	G	Ast.	T/O	Ratio
1.	Porter, Ronnie - Wisc	G	8	38	11	3.45
2.	Battle, Amaya - MINN	G	9	39	15	2.60
3.	Sellers, Shyanne - MD	G	8	49	19	2.58
4.	Lau, Caroline - NU	G	6	43	17	2.53
5.	Aarnisalo, Elina - UCLA	G	8	50	20	2.50
6.	Olsen, Lucy - Iowa	G	6	32	13	2.46
7.	Prince, Britt - Nebr	G	6	23	10	2.30
8.	Campbell, Alli - PSU	G	9	44	20	2.20
9.	Kelly, Deja - Oregon	G	8	30	14	2.14
10.	Hake, Callin - Nebr	G	7	27	13	2.08
11.	Stines, Hannah - UW	G	9	29	14	2.07
12.	Simmons, Jaddan - MSU	G	8	24	12	2.00
	Cook, Makira - Illini	G	7	26	13	2.00
14.	Cambridge, Jaloni - OSU	G	7	34	18	1.89
15.	Affolter, Sydney - Iowa	G	7	22	12	1.83

Offensive Rebounding

	Player	P	G	No.	AVG
1.	Betts, Lauren - UCLA	C	8	42	5.25
2.	Iriafen, Kiki - USC	F	7	36	5.14
3.	Merkle, Gracie - PSU	C	9	42	4.67
4.	Cornwell, Chyna - RU	F	8	37	4.63
5.	Adams, Destiny - RU	F	8	36	4.50
6.	Williams, Taylor - NU	F	6	22	3.67
7.	Dalce, Christina - MD	F	8	29	3.63
8.	Thierry, Taylor - OSU	G	7	25	3.57
9.	VanSlooten, Grace - MSU	F	7	24	3.43
10.	Williams, Serah - Wisc	F	9	30	3.33
11.	Petty, Ajae - OSU	F	7	23	3.29
12.	Grabovskaia, Yulia - Mich	C	8	25	3.13
13.	Swords, Sylva - Mich	G	8	24	3.00
	McCarthy, Lana - Purdue	F	7	21	3.00
15.	Meister, Lilly - IND	F	8	23	2.88

Defensive Rebounding

	Player	P	G	No.	AVG
1.	Williams, Serah - Wisc	F	9	78	8.67
2.	Bostic, Kendall - Illini	F	8	66	8.25
3.	Ayrault, Julia - MSU	G	7	46	6.57
4.	Adams, Destiny - RU	F	8	51	6.38
5.	Williams, Taylor - NU	F	6	38	6.33
6.	Poffenbarger, Saylor - MD	G	8	50	6.25
7.	Barker, Janiah - UCLA	F	8	49	6.13
8.	Shoup-Hill, Brynn - Illini	F	8	48	6.00
9.	Hobbs, Jordan - Mich	G	8	45	5.63
	Betts, Lauren - UCLA	C	8	45	5.63
11.	Markowski, Alexis - Nebr	C	7	39	5.57
12.	Affolter, Sydney - Iowa	G	7	38	5.43
13.	Eke, Tayra - UW	F	9	48	5.33
	Dugalić, Angela - UCLA	F	6	32	5.33
15.	Lemmilä, Elsa - OSU	C	7	37	5.29



2024-25 Big Ten Women's Basketball
Conference Individual Long
All games

Minutes Played

	Player	P	G	No.	AVG
1.	Ciezki, Shay - IND	G	8	285	35.59
2.	Moore-McNeil, Chloe - IND	G	8	285	35.58
3.	Garzon, Yarden - IND	G	8	283	35.42
4.	Harter, Casey - NU	G	6	212	35.31
5.	Olsen, Lucy - Iowa	G	6	209	34.91
6.	Watkins, Juju - USC	G	7	233	33.31
7.	Porter, Ronnie - Wisc	G	8	259	32.39
8.	Lau, Caroline - NU	G	6	191	31.84
9.	Shoup-Hill, Brynn - Illini	F	8	252	31.49
10.	Swords, Syla - Mich	G	8	250	31.29
11.	Lombard, Destini - Purdue	G	7	219	31.25
12.	Kelly, Deja - Oregon	G	8	249	31.13
13.	Campbell, Alli - PSU	G	9	279	31.02
14.	Hobbs, Jordan - Mich	G	8	245	30.64
15.	Williams, Serah - Wisc	F	9	270	30.05

Team Identification

Team	Team ID
Purdue	Purdue
Illinois	Illini
Indiana	IND
Iowa	Iowa
Maryland	MD
Michigan	Mich
Michigan St.	MSU
Minnesota	MINN
Nebraska	Nebr
Northwestern	NU
Ohio St.	OSU
Oregon	Oregon
Penn St.	PSU
Rutgers	RU
Southern California	USC
UCLA	UCLA
Washington	UW
Wisconsin	Wisc



**2024-25 Big Ten Women's Basketball
Conference Individual Highs
All games**

Individual Highs

POINTS	36		Adams, Destiny (Rutgers) vs NJIT (11/10/2024)
	34		Watkins, Juju (Southern California) vs Saint Louis (N) (11/29/2024)
	34		Ciezki, Shay (Indiana) vs Baylor (N) (11/24/2024)
FIELD GOALS MADE	15		Bostic, Kendall (Illinois) vs Oregon St. (11/22/2024)
	15		Betts, Lauren (UCLA) vs Colgate (11/10/2024)
FIELD GOAL ATTEMPTS	25		McMiller, Kiyomi (Rutgers) vs Princeton (11/24/2024)
	25		Watkins, Juju (Southern California) vs Notre Dame (11/23/2024)
FIELD GOAL PERCENTAGE	1.000	(9-9)	O'Grady, Addison (Iowa) vs Virginia Tech (N) (11/10/2024)
	1.000	(8-8)	McCray, Carter (Wisconsin) vs Providence (N) (11/29/2024)
	1.000	(6-6)	Thierry, Taylor (Ohio St.) vs Bowling Green (11/24/2024)
	1.000	(5-5)	McDaniel, Bri (Maryland) vs Toledo (N) (12/01/2024)
	1.000	(5-5)	McCray, Carter (Wisconsin) vs UIC (11/21/2024)
	1.000	(5-5)	Woodard, Juliann (Michigan St.) vs Eastern Ky. (11/14/2024)
	1.000	(5-5)	McKenzie, Adalia (Illinois) vs Eastern Ill. (11/14/2024)
	1.000	(4-4)	Daniels, Dalayah (Washington) vs Southern U. (N) (11/27/2024)
	1.000	(4-4)	Hampton, Nyla (Michigan St.) vs California (N) (11/26/2024)
	1.000	(4-4)	VanTimmeren, Ally (Michigan) vs Oakland (11/17/2024)
3-PT FG MADE	9		Gray, Chance (Ohio St.) vs Charlotte (11/12/2024)
	8		Murray, Moriah (Penn St.) vs Bucknell (11/04/2024)
3-PT FG ATTEMPTS	16		Murray, Moriah (Penn St.) vs Bucknell (11/04/2024)
	16		Hobbs, Jordan (Michigan) vs South Carolina (N) (11/04/2024)
3-PT FG PERCENTAGE	1.000	(5-5)	Jones, Londynn (UCLA) vs South Carolina (11/24/2024)
	1.000	(4-4)	Battle, Amaya (Minnesota) vs Montana (11/24/2024)
	1.000	(4-4)	Coley, Kendall (Nebraska) vs South Dakota (N) (11/16/2024)
	1.000	(4-4)	Woodard, Juliann (Michigan St.) vs Eastern Ky. (11/14/2024)
	1.000	(3-3)	Guyton, Aaliyah (Iowa) vs BYU (N) (11/29/2024)
	1.000	(3-3)	Howell, Avery (Southern California) vs Saint Louis (N) (11/29/2024)
	1.000	(3-3)	Gray, Chance (Ohio St.) vs Utah St. (N) (11/29/2024)
	1.000	(3-3)	McCabe, Taylor (Iowa) at Drake (11/17/2024)
	1.000	(3-3)	Aarnisalo, Elina (UCLA) vs Pepperdine (11/12/2024)
	1.000	(3-3)	Smikle, Kaylene (Maryland) vs Duke (11/10/2024)
FREE THROWS MADE	16		Adams, Destiny (Rutgers) vs NJIT (11/10/2024)
	12		Iriafen, Kiki (Southern California) vs Saint Louis (N) (11/29/2024)
	12		Ciezki, Shay (Indiana) vs Baylor (N) (11/24/2024)
FREE THROWS ATTEMPTS	21		Adams, Destiny (Rutgers) vs NJIT (11/10/2024)
	15		Adams, Destiny (Rutgers) vs Iona (11/15/2024)
FREE THROW PERCENTAGE	1.000	(12-12)	Iriafen, Kiki (Southern California) vs Saint Louis (N) (11/29/2024)
	1.000	(10-10)	Smikle, Kaylene (Maryland) at Syracuse (11/13/2024)
	1.000	(8-8)	Olson, Olivia (Michigan) vs Belmont (N) (11/29/2024)
	1.000	(8-8)	Leuzinger, Natalie (Wisconsin) vs Providence (N) (11/29/2024)
	1.000	(8-8)	Garzon, Yarden (Indiana) vs Harvard (11/07/2024)
	1.000	(7-7)	Stuelke, Hannah (Iowa) vs Toledo (11/13/2024)
	1.000	(6-6)	Holloway, Mila (Michigan) vs Belmont (N) (11/29/2024)
	1.000	(6-6)	Mallegni, Teagan (Iowa) vs Washington St. (11/24/2024)
	1.000	(6-6)	Jaquez, Gabriela (UCLA) vs South Carolina (11/24/2024)
	1.000	(6-6)	Hake, Callin (Nebraska) vs North Ala. (11/19/2024)
REBOUNDS	22		Adams, Destiny (Rutgers) vs NJIT (11/10/2024)
	16		Williams, Serah (Wisconsin) vs Georgetown (11/10/2024)
ASSISTS	12		Lau, Caroline (Northwestern) vs Cornell (12/01/2024)
	12		Lau, Caroline (Northwestern) vs Lehigh (11/10/2024)
STEALS	8		Braun, Mara (Minnesota) vs Vermont (11/08/2024)
	6		Adams, Destiny (Rutgers) vs Ga. Southern (11/30/2024)
	6		Watkins, Juju (Southern California) vs CSUN (11/12/2024)
	6		Feuerbach, Kylie (Iowa) vs NIU (11/06/2024)



**2024-25 Big Ten Women's Basketball
Conference Individual Highs
All games**

Individual Highs

BLOCKED SHOTS	8	Eke, Tayra (Washington) vs Prairie View (11/22/2024)
	6	Williams, Serah (Wisconsin) vs San Diego St. (N) (11/28/2024)
	6	Daniels, Dalayah (Washington) vs Prairie View (11/22/2024)
TURNOVERS	9	Watkins, Juju (Southern California) vs Ole Miss (N) (11/04/2024)
	8	Oden, Jayla (Penn St.) vs St. John's (NY) (12/02/2024)
	8	Adams, Destiny (Rutgers) vs Marquette (11/29/2024)
	8	Watkins, Juju (Southern California) vs Seton Hall (N) (11/27/2024)



**2024-25 Big Ten Women's Basketball
Individual Stellar Games
All games**

30-Point Performances

Adams, Destiny - Rutgers	36 points	vs NJIT (11/10/2024)
	30 points	vs Cornell (11/07/2024)
Betts, Lauren - UCLA	31 points	vs Colgate (11/10/2024)
Bostic, Kendall - Illinois	31 points	vs Oregon St. (11/22/2024)
Cambridge, Jaloni - Ohio St.	31 points	vs Cleveland St. (11/05/2024)
Ciezki, Shay - Indiana	34 points	vs Baylor (11/24/2024)
Gray, Chance - Ohio St.	31 points	vs Charlotte (11/12/2024)
Iriafen, Kiki - Southern California	30 points	vs Saint Louis (11/29/2024)
Merkle, Gracie - Penn St.	31 points	vs Drexel (11/27/2024)
Watkins, Juju - Southern California	34 points	vs Saint Louis (11/29/2024)

Number of 30-Point games

2	Adams, Destiny - Rutgers
1	Betts, Lauren - UCLA
1	Bostic, Kendall - Illinois
1	Cambridge, Jaloni - Ohio St.
1	Ciezki, Shay - Indiana
1	Gray, Chance - Ohio St.
1	Iriafen, Kiki - Southern California
1	Merkle, Gracie - Penn St.
1	Watkins, Juju - Southern California



2024-25 Big Ten Women's Basketball
Individual Stellar Games
All games

20-Point Performances

Adams, Destiny - Rutgers	28 points	vs Iona (11/15/2024)
	36 points	vs NJIT (11/10/2024)
	30 points	vs Cornell (11/07/2024)
Ayrault, Julia - Michigan St.	24 points	vs Vanderbilt (11/27/2024)
	22 points	vs California (11/26/2024)
Bass, Reagan - Purdue	21 points	vs Bellarmine (11/18/2024)
	22 points	vs IU Indy (11/14/2024)
Battle, Amaya - Minnesota	21 points	vs Vermont (11/08/2024)
Betts, Lauren - UCLA	20 points	vs Fresno St. (11/30/2024)
	20 points	vs Arkansas (11/17/2024)
	31 points	vs Colgate (11/10/2024)
Bostic, Kendall - Illinois	31 points	vs Oregon St. (11/22/2024)
	25 points	vs Le Moyne (11/18/2024)
Braun, Mara - Minnesota	21 points	vs Vermont (11/08/2024)
Brown-Hagger, Jasmine - Illinois	23 points	vs Eastern Ill. (11/14/2024)
Bryant, Genesis - Illinois	27 points	vs UMES (11/26/2024)
Cambridge, Jaloni - Ohio St.	31 points	vs Cleveland St. (11/05/2024)
Ciezki, Shay - Indiana	34 points	vs Baylor (11/24/2024)
Cook, Makira - Illinois	20 points	vs Oregon St. (11/22/2024)
	20 points	vs Florida St. (11/07/2024)
Cornwell, Chyna - Rutgers	21 points	vs Manhattan (11/04/2024)
Daley, Melannie - Northwestern	23 points	vs Utah (11/14/2024)
Gardiner, Timea - UCLA	23 points	vs Arkansas (11/17/2024)
Garzon, Yarden - Indiana	20 points	vs Harvard (11/07/2024)
Gray, Chance - Ohio St.	20 points	at Ohio (11/20/2024)
	31 points	vs Charlotte (11/12/2024)
Heyer, Mallory - Minnesota	20 points	vs Louisiana (11/30/2024)
Holloway, Mila - Michigan	21 points	vs Central Mich. (11/14/2024)
Iriafen, Kiki - Southern California	30 points	vs Saint Louis (11/29/2024)
	20 points	vs Santa Clara (11/15/2024)
	22 points	vs Ole Miss (11/04/2024)
Jones, Kyla - Northwestern	28 points	vs Illinois St. (11/06/2024)
Kelly, Deja - Oregon	21 points	vs South Dakota St. (11/26/2024)
	20 points	vs Baylor (11/10/2024)
	21 points	vs Nevada (11/06/2024)
Kubek, Allie - Maryland	20 points	vs Saint Francis (11/24/2024)
Ladine, Elle - Washington	20 points	vs Cal St. Fullerton (11/21/2024)
	21 points	vs Siena (11/10/2024)
Lemmilä, Elsa - Ohio St.	21 points	at Ohio (11/20/2024)
Lombard, Destini - Purdue	24 points	vs South Carolina (11/30/2024)
	20 points	vs Purdue Fort Wayne (11/06/2024)
Markowski, Alexis - Nebraska	26 points	at Creighton (11/22/2024)
	22 points	vs Southern U. (11/12/2024)
McKenzie, Adalia - Illinois	20 points	vs Florida St. (11/07/2024)
McMahon, Cotie - Ohio St.	21 points	at Belmont (11/17/2024)



**2024-25 Big Ten Women's Basketball
Individual Stellar Games
All games**

McMiller, Kiyomi - Rutgers	25 points	vs Ga. Southern (11/30/2024)
	27 points	vs Princeton (11/24/2024)
	24 points	at Virginia Tech (11/19/2024)
	25 points	vs NJIT (11/10/2024)
Meister, Lilly - Indiana	20 points	vs Columbia (11/23/2024)
	20 points	vs Harvard (11/07/2024)
Merkle, Gracie - Penn St.	31 points	vs Drexel (11/27/2024)
	28 points	vs Marshall (11/21/2024)
	20 points	vs Monmouth (11/17/2024)
	24 points	vs Niagara (11/14/2024)
	20 points	vs Canisius (11/07/2024)
	21 points	vs Bucknell (11/04/2024)
Moore-McNeil, Chloe - Indiana	22 points	vs Maine (12/01/2024)
	21 points	vs Stanford (11/17/2024)
Murray, Moriah - Penn St.	24 points	vs Georgia (11/23/2024)
	23 points	vs Monmouth (11/17/2024)
	26 points	vs Duquesne (11/10/2024)
	28 points	vs Bucknell (11/04/2024)
O'Grady, Addison - Iowa	27 points	at Drake (11/17/2024)
Oden, Jayla - Penn St.	24 points	vs St. John's (NY) (12/02/2024)
Olsen, Lucy - Iowa	20 points	vs Virginia Tech (11/10/2024)
Olson, Olivia - Michigan	23 points	vs Long Beach St. (11/24/2024)
	21 points	vs LIU (11/20/2024)
	23 points	vs Central Mich. (11/14/2024)
Parrish, Sydney - Indiana	20 points	vs Brown (11/04/2024)
Petty, Ajae - Ohio St.	24 points	vs Old Dominion (11/28/2024)
Porter, Ronnie - Wisconsin	26 points	vs Georgetown (11/10/2024)
Potts, Natalie - Nebraska	22 points	vs South Dakota (11/16/2024)
Prince, Britt - Nebraska	20 points	at Creighton (11/22/2024)
	23 points	vs South Dakota (11/16/2024)
Rice, Kiki - UCLA	21 points	at Hawaii (12/01/2024)
Sellers, Sayvia - Washington	24 points	vs LSU (11/25/2024)
	22 points	at Montana (11/17/2024)
	21 points	vs Eastern Wash. (11/14/2024)
Smikle, Kaylene - Maryland	25 points	vs Saint Francis (11/24/2024)
	21 points	vs Towson (11/17/2024)
	22 points	at Syracuse (11/13/2024)
	23 points	vs Duke (11/10/2024)
	20 points	vs Coppin St. (11/07/2024)
Sullivan, Grace - Northwestern	22 points	vs Cornell (12/01/2024)
Swords, Syla - Michigan	24 points	vs Virginia Tech (11/30/2024)
	21 points	vs LIU (11/20/2024)
	20 points	vs Lehigh (11/08/2024)
	27 points	vs South Carolina (11/04/2024)
VanSlooten, Grace - Michigan St.	25 points	vs Vanderbilt (11/27/2024)
Watkins, Juju - Southern California	34 points	vs Saint Louis (11/29/2024)
	20 points	vs Seton Hall (11/27/2024)



**2024-25 Big Ten Women's Basketball
Individual Stellar Games
All games**

	24 points	vs Notre Dame (11/23/2024)
	22 points	vs Santa Clara (11/15/2024)
	21 points	vs CSUN (11/12/2024)
	27 points	vs Ole Miss (11/04/2024)
Watson, Ava - Ohio St.	20 points	vs Bowling Green (11/24/2024)
Williams, Serah - Wisconsin	20 points	vs Omaha (11/23/2024)
	20 points	vs UIC (11/21/2024)
	29 points	vs Wright St. (11/05/2024)
Williams, Taylor - Northwestern	22 points	at Loyola Chicago (11/26/2024)
	22 points	vs Lehigh (11/10/2024)

Number of 20-Point games

6	Merkle, Gracie - Penn St.
6	Watkins, Juju - Southern California
5	Smikle, Kaylene - Maryland
4	McMiller, Kiyomi - Rutgers
4	Murray, Moriah - Penn St.
4	Swords, Syla - Michigan
3	Adams, Destiny - Rutgers
3	Betts, Lauren - UCLA
3	Iriafen, Kiki - Southern California
3	Kelly, Deja - Oregon
3	Olson, Olivia - Michigan
3	Sellers, Sayvia - Washington
3	Williams, Serah - Wisconsin
2	Ayrault, Julia - Michigan St.
2	Bass, Reagan - Purdue
2	Bostic, Kendall - Illinois
2	Cook, Makira - Illinois
2	Gray, Chance - Ohio St.
2	Ladine, Elle - Washington
2	Lombard, Destini - Purdue
2	Markowski, Alexis - Nebraska
2	Meister, Lilly - Indiana
2	Moore-McNeil, Chloe - Indiana
2	Prince, Britt - Nebraska
2	Williams, Taylor - Northwestern
1	Battle, Amaya - Minnesota
1	Braun, Mara - Minnesota
1	Brown-Hagger, Jasmine - Illinois
1	Bryant, Genesis - Illinois
1	Cambridge, Jaloni - Ohio St.
1	Ciezki, Shay - Indiana
1	Cornwell, Chyna - Rutgers
1	Daley, Melannie - Northwestern
1	Gardiner, Timea - UCLA
1	Garzon, Yarden - Indiana



**2024-25 Big Ten Women's Basketball
Individual Stellar Games
All games**

1	Heyer, Mallory - Minnesota
1	Holloway, Mila - Michigan
1	Jones, Kyla - Northwestern
1	Kubek, Allie - Maryland
1	Lemmilä, Elsa - Ohio St.
1	McKenzie, Adalia - Illinois
1	McMahon, Cotie - Ohio St.
1	O'Grady, Addison - Iowa
1	Oden, Jayla - Penn St.
1	Olsen, Lucy - Iowa
1	Parrish, Sydney - Indiana
1	Petty, Ajae - Ohio St.
1	Porter, Ronnie - Wisconsin
1	Potts, Natalie - Nebraska
1	Rice, Kiki - UCLA
1	Sullivan, Grace - Northwestern
1	VanSlooten, Grace - Michigan St.
1	Watson, Ava - Ohio St.



20-Rebounds Performances

Adams, Destiny - Rutgers	22 rebounds	vs NJIT (11/10/2024)
--------------------------	-------------	----------------------

Number of 20-Rebounds games

1	Adams, Destiny - Rutgers
---	--------------------------



**2024-25 Big Ten Women's Basketball
Individual Stellar Games
All games**

10-Rebounds Performances

Adams, Destiny - Rutgers	10 rebounds	vs Princeton (11/24/2024)
	11 rebounds	vs Iona (11/15/2024)
	22 rebounds	vs NJIT (11/10/2024)
	15 rebounds	vs Cornell (11/07/2024)
Affolter, Sydney - Iowa	10 rebounds	vs BYU (11/29/2024)
Ayrault, Julia - Michigan St.	12 rebounds	vs Vanderbilt (11/27/2024)
	10 rebounds	at Western Mich. (11/17/2024)
Barker, Janiah - UCLA	12 rebounds	vs Arkansas (11/17/2024)
	11 rebounds	vs Pepperdine (11/12/2024)
Bass, Reagan - Purdue	10 rebounds	vs UT Arlington (11/24/2024)
	11 rebounds	vs Bellarmine (11/18/2024)
Betts, Lauren - UCLA	12 rebounds	vs Fresno St. (11/30/2024)
	12 rebounds	vs UT Martin (11/29/2024)
	14 rebounds	vs South Carolina (11/24/2024)
	12 rebounds	vs Arkansas (11/17/2024)
	12 rebounds	vs Pepperdine (11/12/2024)
	13 rebounds	vs Louisville (11/04/2024)
Bostic, Kendall - Illinois	12 rebounds	vs Kentucky (11/27/2024)
	11 rebounds	vs UMES (11/26/2024)
	12 rebounds	vs Le Moyne (11/18/2024)
	12 rebounds	vs Eastern Ill. (11/14/2024)
	10 rebounds	vs Marquette (11/10/2024)
Cornwell, Chyna - Rutgers	10 rebounds	vs Marquette (11/29/2024)
	10 rebounds	vs Princeton (11/24/2024)
	15 rebounds	vs NJIT (11/10/2024)
	11 rebounds	vs Cornell (11/07/2024)
	15 rebounds	vs Manhattan (11/04/2024)
Dalce, Christina - Maryland	11 rebounds	vs Saint Francis (11/24/2024)
	10 rebounds	vs Towson (11/17/2024)
	14 rebounds	vs Duke (11/10/2024)
	10 rebounds	at UMBC (11/04/2024)
Daniels, Dalayah - Washington	11 rebounds	vs Prairie View (11/22/2024)
Douglass, Halle - Wisconsin	11 rebounds	vs Wright St. (11/05/2024)
Dugalić, Angela - UCLA	15 rebounds	vs Arkansas (11/17/2024)
Eke, Tayra - Washington	11 rebounds	vs Southern U. (11/27/2024)
	14 rebounds	vs Prairie View (11/22/2024)
Elliott, Gabby - Penn St.	10 rebounds	vs Drexel (11/27/2024)
Garzon, Yarden - Indiana	10 rebounds	vs Columbia (11/23/2024)
Grocholski, Grace - Minnesota	13 rebounds	vs SMU (11/17/2024)
Heyer, Mallory - Minnesota	11 rebounds	vs Houston (11/29/2024)
	10 rebounds	vs SMU (11/17/2024)
	10 rebounds	vs UMass Lowell (11/12/2024)
Hobbs, Jordan - Michigan	11 rebounds	vs Lehigh (11/08/2024)
Iriafen, Kiki - Southern California	12 rebounds	vs Saint Louis (11/29/2024)
	13 rebounds	vs Ole Miss (11/04/2024)



2024-25 Big Ten Women's Basketball
Individual Stellar Games
All games

Kelly, Deja - Oregon	11 rebounds	vs Grand Canyon (11/18/2024)
Kyei, Phillipina - Oregon	11 rebounds	vs Auburn (11/20/2024)
Lacey, JoJo - Rutgers	11 rebounds	vs Ga. Southern (11/30/2024)
Ladine, Elle - Washington	11 rebounds	vs Eastern Wash. (11/14/2024)
LaMendola, Julianna - Indiana	11 rebounds	vs North Carolina (11/25/2024)
Lemmilä, Elsa - Ohio St.	14 rebounds	at Ohio (11/20/2024)
Lombard, Destini - Purdue	13 rebounds	vs UT Arlington (11/24/2024)
Markowski, Alexis - Nebraska	10 rebounds	vs Kansas City (11/26/2024)
	12 rebounds	at Creighton (11/22/2024)
	11 rebounds	vs Omaha (11/04/2024)
Marshall, Rayah - Southern California	11 rebounds	vs Seton Hall (11/27/2024)
McCarthy, Lana - Purdue	10 rebounds	vs Bellarmine (11/18/2024)
	10 rebounds	vs Purdue Fort Wayne (11/06/2024)
McCray, Carter - Wisconsin	13 rebounds	vs San Diego St. (11/28/2024)
	11 rebounds	vs Georgetown (11/10/2024)
McKenzie, Adalia - Illinois	10 rebounds	at Canisius (12/02/2024)
McLean, Mir - Maryland	10 rebounds	vs Toledo (12/01/2024)
	10 rebounds	vs Saint Francis (11/24/2024)
McMiller, Kiyomi - Rutgers	11 rebounds	vs Ga. Southern (11/30/2024)
Meister, Lilly - Indiana	15 rebounds	vs Harvard (11/07/2024)
Merkle, Gracie - Penn St.	11 rebounds	vs Drexel (11/27/2024)
	11 rebounds	vs Georgia (11/23/2024)
	11 rebounds	vs Marshall (11/21/2024)
	12 rebounds	vs Monmouth (11/17/2024)
	13 rebounds	vs Bucknell (11/04/2024)
Moore-McNeil, Chloe - Indiana	10 rebounds	vs Baylor (11/24/2024)
Muhammad, Amina - Oregon	10 rebounds	vs Grand Canyon (11/18/2024)
O'Grady, Addison - Iowa	10 rebounds	at Drake (11/17/2024)
Olson, Olivia - Michigan	11 rebounds	vs Belmont (11/29/2024)
Parrish, Sydney - Indiana	10 rebounds	vs Brown (11/04/2024)
Petty, Ajae - Ohio St.	11 rebounds	vs Old Dominion (11/28/2024)
	12 rebounds	at Belmont (11/17/2024)
Poffenbarger, Saylor - Maryland	10 rebounds	vs Toledo (12/01/2024)
	12 rebounds	vs George Mason (11/30/2024)
	10 rebounds	vs Coppin St. (11/07/2024)
Potts, Natalie - Nebraska	12 rebounds	vs Southern U. (11/12/2024)
Rust, Cam - Penn St.	10 rebounds	vs Canisius (11/07/2024)
Shoup-Hill, Brynn - Illinois	10 rebounds	vs Kentucky (11/27/2024)
	11 rebounds	vs UMES (11/26/2024)
	10 rebounds	vs Florida St. (11/07/2024)
Stuelke, Hannah - Iowa	10 rebounds	vs Kansas (11/20/2024)
Swords, Syla - Michigan	12 rebounds	vs South Carolina (11/04/2024)
Thierry, Taylor - Ohio St.	10 rebounds	at Ohio (11/20/2024)
VanSlooten, Grace - Michigan St.	10 rebounds	vs Vanderbilt (11/27/2024)
	13 rebounds	at Western Mich. (11/17/2024)
Watkins, Juju - Southern California	10 rebounds	vs Ole Miss (11/04/2024)
Williams, Serah - Wisconsin	15 rebounds	vs Providence (11/29/2024)



**2024-25 Big Ten Women's Basketball
Individual Stellar Games
All games**

	11 rebounds	vs San Diego St. (11/28/2024)
	14 rebounds	vs Omaha (11/23/2024)
	14 rebounds	vs UIC (11/21/2024)
	16 rebounds	vs Georgetown (11/10/2024)
	12 rebounds	vs Wright St. (11/05/2024)
Williams, Taylor - Northwestern	13 rebounds	vs Cornell (12/01/2024)
	14 rebounds	at Loyola Chicago (11/26/2024)
	10 rebounds	vs Utah (11/14/2024)
	11 rebounds	vs Lehigh (11/10/2024)

Number of 10-Rebounds games

6	Betts, Lauren - UCLA
6	Williams, Serah - Wisconsin
5	Bostic, Kendall - Illinois
5	Cornwell, Chyna - Rutgers
5	Merkle, Gracie - Penn St.
4	Adams, Destiny - Rutgers
4	Dalce, Christina - Maryland
4	Williams, Taylor - Northwestern
3	Heyer, Mallory - Minnesota
3	Markowski, Alexis - Nebraska
3	Poffenbarger, Saylor - Maryland
3	Shoup-Hill, Brynn - Illinois
2	Ayrault, Julia - Michigan St.
2	Barker, Janiah - UCLA
2	Bass, Reagan - Purdue
2	Eke, Tayra - Washington
2	Iriafen, Kiki - Southern California
2	McCarthy, Lana - Purdue
2	McCray, Carter - Wisconsin
2	McLean, Mir - Maryland
2	Petty, Ajae - Ohio St.
2	VanSlooten, Grace - Michigan St.
1	Affolter, Sydney - Iowa
1	Daniels, Dalayah - Washington
1	Douglass, Halle - Wisconsin
1	Dugalić, Angela - UCLA
1	Elliott, Gabby - Penn St.
1	Garzon, Yarden - Indiana
1	Grocholski, Grace - Minnesota
1	Hobbs, Jordan - Michigan
1	Kelly, Deja - Oregon
1	Kyei, Phillipina - Oregon
1	Lacey, JoJo - Rutgers
1	Ladine, Elle - Washington
1	LaMendola, Julianna - Indiana
1	Lemmilä, Elsa - Ohio St.



**2024-25 Big Ten Women's Basketball
Individual Stellar Games
All games**

1	Lombard, Destini - Purdue
1	Marshall, Rayah - Southern California
1	McKenzie, Adalia - Illinois
1	McMiller, Kiyomi - Rutgers
1	Meister, Lilly - Indiana
1	Moore-McNeil, Chloe - Indiana
1	Muhammad, Amina - Oregon
1	O'Grady, Addison - Iowa
1	Olson, Olivia - Michigan
1	Parrish, Sydney - Indiana
1	Potts, Natalie - Nebraska
1	Rust, Cam - Penn St.
1	Stuelke, Hannah - Iowa
1	Swords, Syla - Michigan
1	Thierry, Taylor - Ohio St.
1	Watkins, Juju - Southern California



10-Assists Performances

Aarnisalo, Elina - UCLA	11 assists	vs Arkansas (11/17/2024)
Lau, Caroline - Northwestern	12 assists	vs Cornell (12/01/2024)
	10 assists	vs Utah (11/14/2024)
	12 assists	vs Lehigh (11/10/2024)
Sellers, Shyanne - Maryland	10 assists	vs Towson (11/17/2024)

Number of 10-Assists games

3	Lau, Caroline - Northwestern
1	Aarnisalo, Elina - UCLA
1	Sellers, Shyanne - Maryland



**2024-25 Big Ten Women's Basketball
Individual Double-Doubles
All games**

Double-Doubles Performances

Adams, Destiny - Rutgers	28 points, 11 rebounds	vs Iona (11/15/2024)
	36 points, 22 rebounds	vs NJIT (11/10/2024)
	30 points, 15 rebounds	vs Cornell (11/07/2024)
Ayrault, Julia - Michigan St.	24 points, 12 rebounds	vs Vanderbilt (11/27/2024)
	15 points, 10 rebounds	at Western Mich. (11/17/2024)
Barker, Janiah - UCLA	17 points, 12 rebounds	vs Arkansas (11/17/2024)
	18 points, 11 rebounds	vs Pepperdine (11/12/2024)
Bass, Reagan - Purdue	14 points, 10 rebounds	vs UT Arlington (11/24/2024)
	21 points, 11 rebounds	vs Bellarmine (11/18/2024)
Betts, Lauren - UCLA	20 points, 12 rebounds	vs Fresno St. (11/30/2024)
	18 points, 12 rebounds	vs UT Martin (11/29/2024)
	11 points, 14 rebounds	vs South Carolina (11/24/2024)
	20 points, 12 rebounds	vs Arkansas (11/17/2024)
	17 points, 12 rebounds	vs Pepperdine (11/12/2024)
	18 points, 13 rebounds	vs Louisville (11/04/2024)
Bostic, Kendall - Illinois	10 points, 12 rebounds	vs Kentucky (11/27/2024)
	12 points, 11 rebounds	vs UMES (11/26/2024)
	25 points, 12 rebounds	vs Le Moyne (11/18/2024)
	11 points, 12 rebounds	vs Eastern Ill. (11/14/2024)
Cornwell, Chyna - Rutgers	21 points, 15 rebounds	vs Manhattan (11/04/2024)
Dalce, Christina - Maryland	13 points, 10 rebounds	vs Towson (11/17/2024)
	12 points, 14 rebounds	vs Duke (11/10/2024)
	13 points, 10 rebounds	at UMBC (11/04/2024)
Daniels, Dalayah - Washington	11 points, 11 rebounds	vs Prairie View (11/22/2024)
Dugalić, Angela - UCLA	18 points, 15 rebounds	vs Arkansas (11/17/2024)
Elliott, Gabby - Penn St.	16 points, 10 rebounds	vs Drexel (11/27/2024)
Garzon, Yarden - Indiana	18 points, 10 rebounds	vs Columbia (11/23/2024)
Hobbs, Jordan - Michigan	17 points, 11 rebounds	vs Lehigh (11/08/2024)
Iriafen, Kiki - Southern California	30 points, 12 rebounds	vs Saint Louis (11/29/2024)
	22 points, 13 rebounds	vs Ole Miss (11/04/2024)
Kyei, Phillipina - Oregon	14 points, 11 rebounds	vs Auburn (11/20/2024)
Lacey, JoJo - Rutgers	15 points, 11 rebounds	vs Ga. Southern (11/30/2024)
Ladine, Elle - Washington	17 points, 11 rebounds	vs Eastern Wash. (11/14/2024)
Lemmilä, Elsa - Ohio St.	21 points, 14 rebounds	at Ohio (11/20/2024)
Lombard, Destini - Purdue	13 points, 13 rebounds	vs UT Arlington (11/24/2024)
Markowski, Alexis - Nebraska	10 points, 10 rebounds	vs Kansas City (11/26/2024)
	26 points, 12 rebounds	at Creighton (11/22/2024)
	14 points, 11 rebounds	vs Omaha (11/04/2024)
Marshall, Rayah - Southern California	14 points, 11 rebounds	vs Seton Hall (11/27/2024)
McCarthy, Lana - Purdue	12 points, 10 rebounds	vs Bellarmine (11/18/2024)
	18 points, 10 rebounds	vs Purdue Fort Wayne (11/06/2024)
McCray, Carter - Wisconsin	11 points, 11 rebounds	vs Georgetown (11/10/2024)
McKenzie, Adalia - Illinois	15 points, 10 rebounds	at Canisius (12/02/2024)
McLean, Mir - Maryland	10 points, 10 rebounds	vs Saint Francis (11/24/2024)
McMiller, Kiyomi - Rutgers	25 points, 11 rebounds	vs Ga. Southern (11/30/2024)



2024-25 Big Ten Women's Basketball
Individual Double-Doubles
All games

Meister, Lilly - Indiana	20 points, 15 rebounds	vs Harvard (11/07/2024)
Merkle, Gracie - Penn St.	31 points, 11 rebounds	vs Drexel (11/27/2024)
	12 points, 11 rebounds	vs Georgia (11/23/2024)
	28 points, 11 rebounds	vs Marshall (11/21/2024)
	20 points, 12 rebounds	vs Monmouth (11/17/2024)
	21 points, 13 rebounds	vs Bucknell (11/04/2024)
Muhammad, Amina - Oregon	11 points, 10 rebounds	vs Grand Canyon (11/18/2024)
O'Grady, Addison - Iowa	27 points, 10 rebounds	at Drake (11/17/2024)
Olson, Olivia - Michigan	19 points, 11 rebounds	vs Belmont (11/29/2024)
Parrish, Sydney - Indiana	20 points, 10 rebounds	vs Brown (11/04/2024)
Petty, Ajae - Ohio St.	24 points, 11 rebounds	vs Old Dominion (11/28/2024)
Poffenbarger, Saylor - Maryland	19 points, 10 rebounds	vs Toledo (12/01/2024)
	10 points, 12 rebounds	vs George Mason (11/30/2024)
Potts, Natalie - Nebraska	17 points, 12 rebounds	vs Southern U. (11/12/2024)
Rust, Cam - Penn St.	10 points, 10 rebounds	vs Canisius (11/07/2024)
Sellers, Shyanne - Maryland	10 points, 10 assists	vs Towson (11/17/2024)
Stuelke, Hannah - Iowa	16 points, 10 rebounds	vs Kansas (11/20/2024)
Swords, Syla - Michigan	27 points, 12 rebounds	vs South Carolina (11/04/2024)
Thierry, Taylor - Ohio St.	13 points, 10 rebounds	at Ohio (11/20/2024)
VanSlooten, Grace - Michigan St.	25 points, 10 rebounds	vs Vanderbilt (11/27/2024)
	18 points, 13 rebounds	at Western Mich. (11/17/2024)
Watkins, Juju - Southern California	27 points, 10 rebounds	vs Ole Miss (11/04/2024)
Williams, Serah - Wisconsin	19 points, 11 rebounds	vs San Diego St. (11/28/2024)
	20 points, 14 rebounds	vs Omaha (11/23/2024)
	20 points, 14 rebounds	vs UIC (11/21/2024)
	17 points, 16 rebounds	vs Georgetown (11/10/2024)
	29 points, 12 rebounds	vs Wright St. (11/05/2024)
Williams, Taylor - Northwestern	10 points, 13 rebounds	vs Cornell (12/01/2024)
	22 points, 14 rebounds	at Loyola Chicago (11/26/2024)
	22 points, 11 rebounds	vs Lehigh (11/10/2024)



Number of Double-Double games

6	Betts, Lauren - UCLA
5	Merkle, Gracie - Penn St.
5	Williams, Serah - Wisconsin
4	Bostic, Kendall - Illinois
3	Adams, Destiny - Rutgers
3	Dalce, Christina - Maryland
3	Markowski, Alexis - Nebraska
3	Williams, Taylor - Northwestern
2	Ayrault, Julia - Michigan St.
2	Barker, Janiah - UCLA
2	Bass, Reagan - Purdue
2	Iriafen, Kiki - Southern California
2	McCarthy, Lana - Purdue
2	Poffenbarger, Saylor - Maryland
2	VanSlooten, Grace - Michigan St.
1	Cornwell, Chyna - Rutgers
1	Daniels, Dalayah - Washington
1	Dugalić, Angela - UCLA
1	Elliott, Gabby - Penn St.
1	Garzon, Yarden - Indiana
1	Hobbs, Jordan - Michigan
1	Kyei, Phillipina - Oregon
1	Lacey, JoJo - Rutgers
1	Ladine, Elle - Washington
1	Lemmilä, Elsa - Ohio St.
1	Lombard, Destini - Purdue
1	Marshall, Rayah - Southern California
1	McCray, Carter - Wisconsin
1	McKenzie, Adalia - Illinois
1	McLean, Mir - Maryland
1	McMiller, Kiyomi - Rutgers
1	Meister, Lilly - Indiana
1	Muhammad, Amina - Oregon
1	O'Grady, Addison - Iowa
1	Olson, Olivia - Michigan
1	Parrish, Sydney - Indiana
1	Petty, Ajae - Ohio St.
1	Potts, Natalie - Nebraska
1	Rust, Cam - Penn St.
1	Sellers, Shyanne - Maryland
1	Stuelke, Hannah - Iowa
1	Swords, Syla - Michigan
1	Thierry, Taylor - Ohio St.
1	Watkins, Juju - Southern California



**2024-25 Big Ten Women's Basketball
Conference Schedule and Results
All games**

Illinois (7-1, 0-0)				
11/07/2024	Florida St.	W	83-74	A-3741
11/10/2024	Marquette	W	65-53	A-3748
11/14/2024	Eastern Ill.	W	84-37	A-3645
11/18/2024	Le Moyne	W	94-25	A-13486
11/22/2024	Oregon St.	W	85-66	A-3891
11/26/2024	vs UMES	W	75-55	A-341
11/27/2024	vs Kentucky	L	53-76	A-368
12/02/2024	at Canisius	W	68-55	A-607

Indiana (5-3, 0-0)				
11/04/2024	Brown	W	82-60	A-10050
11/07/2024	Harvard	Lot	68-72	A-10287
11/13/2024	at Butler	L	46-56	A-4135
11/17/2024	Stanford	W	79-66	A-10351
11/23/2024	vs Columbia	W	72-62	A-299
11/24/2024	vs Baylor	W	73-65	A-179
11/25/2024	vs North Carolina	L	39-69	A-437
12/01/2024	Maine	W	78-53	A-10477

Iowa (8-0, 0-0)				
11/06/2024	NIU	W	91-73	A-14998
11/10/2024	vs Virginia Tech	W	71-52	A-15424
11/13/2024	Toledo	W	94-57	A-14998
11/17/2024	at Drake	W	86-73	A-6424
11/20/2024	vs Kansas	W	71-58	A-3347
11/24/2024	Washington St.	W	72-43	A-14998
11/28/2024	vs Rhode Island	W	69-62	A-514
11/29/2024	vs BYU	W	68-48	A-500

Maryland (8-0, 0-0)				
11/04/2024	at UMBC	W	74-32	A-2306
11/07/2024	Coppin St.	W	70-47	A-5040
11/10/2024	Duke	W	85-80	A-9042
11/13/2024	at Syracuse	W	84-73	A-2427
11/17/2024	Towson	W	98-63	A-5108
11/24/2024	Saint Francis	W	107-35	A-5773
11/30/2024	vs George Mason	W	66-56	A-1305
12/01/2024	vs Toledo	W	92-70	A-887

Michigan (7-1, 0-0)				
11/04/2024	vs South Carolina	L	62-68	A-6397
11/08/2024	Lehigh	W	86-55	A-2747
11/14/2024	Central Mich.	W	99-62	A-2423
11/17/2024	Oakland	W	88-42	A-2643
11/20/2024	LIU	W	96-31	A-2012
11/24/2024	Long Beach St.	W	111-56	A-2753
11/29/2024	vs Belmont	W	68-58	A-787
11/30/2024	vs Virginia Tech	W	76-65	A-573

Michigan St. (8-0, 0-0)				
11/05/2024	Oakland	W	107-42	A-2549
11/08/2024	Yale	W	100-44	A-2893
11/11/2024	Eastern Mich.	W	95-49	A-2515
11/14/2024	Eastern Ky.	W	96-54	A-2631
11/17/2024	at Western Mich.	W	79-42	A-2051
11/20/2024	Detroit Mercy	W	101-44	A-2812
11/26/2024	vs California	W	78-72	A-325
11/27/2024	vs Vanderbilt	W	78-70	A-615

Minnesota (9-0, 0-0)				
11/04/2024	Central Conn. St.	W	89-48	A-2647
11/08/2024	Vermont	W	74-52	A-3192
11/12/2024	UMass Lowell	W	82-37	A-2616
11/16/2024	vs Oregon St.	W	73-38	
11/17/2024	vs SMU	W	65-56	
11/20/2024	Eastern Ill.	W	81-52	A-2946
11/24/2024	Montana	W	84-45	A-3961
11/29/2024	vs Houston	W	61-44	A-214
11/30/2024	vs Louisiana	W	68-48	A-132

Nebraska (6-1, 0-0)				
11/04/2024	Omaha	W	88-48	A-8106
11/09/2024	Southeastern La.	W	78-68	A-5006
11/12/2024	Southern U.	W	84-58	A-4326
11/16/2024	vs South Dakota	W	113-70	A-3297
11/19/2024	North Ala.	W	85-48	A-4414
11/22/2024	at Creighton	L	74-80	A-2374
11/26/2024	Kansas City	W	84-38	A-4753



**2024-25 Big Ten Women's Basketball
Conference Schedule and Results
All games**

Northwestern (3-3, 0-0)				
11/06/2024	Illinois St.	L	77-81	A-1119
11/10/2024	Lehigh	L	68-85	A-1166
11/14/2024	Utah	W	71-69	A-1114
11/23/2024	Harvard	L	50-75	A-926
11/26/2024	at Loyola Chicago	W	73-64	A-567
12/01/2024	Cornell	W	67-54	A-2163

Ohio St. (7-0, 0-0)				
11/05/2024	Cleveland St.	W	104-69	A-4828
11/12/2024	Charlotte	W	94-53	A-4531
11/17/2024	at Belmont	W	67-63	A-1814
11/20/2024	at Ohio	W	106-42	A-4820
11/24/2024	Bowling Green	W	96-53	A-6660
11/28/2024	vs Old Dominion	W	70-47	A-60
11/29/2024	vs Utah St.	W	87-51	A-135

Oregon (6-2, 0-0)				
11/04/2024	California Baptist	W	93-63	A-4141
11/06/2024	Nevada	W	76-58	A-4253
11/10/2024	Baylor	W	76-74	A-6372
11/12/2024	North Texas	W	66-35	A-5065
11/18/2024	Grand Canyon	W	70-54	A-4518
11/20/2024	Auburn	W	70-68	A-5067
11/25/2024	vs Georgia Tech	L	58-74	A-1800
11/26/2024	vs South Dakota St.	L	70-75	

Penn St. (8-1, 0-0)				
11/04/2024	Bucknell	W	90-68	A-1575
11/07/2024	Canisius	W	89-57	A-1741
11/10/2024	Duquesne	W	92-83	A-2152
11/14/2024	Niagara	W	101-45	A-2311
11/17/2024	Monmouth	W	100-55	A-1751
11/21/2024	vs Marshall	W	74-59	A-657
11/23/2024	vs Georgia	W	67-47	A-735
11/27/2024	Drexel	Wot	86-78	A-1888
12/02/2024	St. John's (NY)	L	67-72	A-1759

Purdue (4-3, 0-0)				
11/06/2024	Purdue Fort Wayne	W	87-77	A-3531
11/10/2024	Notre Dame	L	58-102	A-5854
11/14/2024	IU Indy	W	83-64	A-3432
11/18/2024	Bellarmine	W	78-67	A-3415
11/24/2024	UT Arlington	W	73-55	A-4712
11/28/2024	vs Middle Tenn.	L	49-54	A-2122
11/30/2024	vs South Carolina	L	51-99	A-1913

Rutgers (5-3, 0-0)				
11/04/2024	Manhattan	W	85-79	A-1517
11/07/2024	Cornell	W	72-61	A-1263
11/10/2024	NJIT	W	94-84	A-1548
11/15/2024	Iona	W	81-53	A-3349
11/19/2024	at Virginia Tech	L	80-91	A-4644
11/24/2024	Princeton	L	49-66	A-2281
11/29/2024	Marquette	L	57-59	A-1651
11/30/2024	Ga. Southern	W	77-60	A-1703

Southern California (6-1, 0-0)				
11/04/2024	vs Ole Miss	W	68-66	A-3472
11/09/2024	Cal Poly	W	90-35	A-5216
11/12/2024	CSUN	W	124-39	A-3064
11/15/2024	Santa Clara	W	81-50	A-3594
11/23/2024	Notre Dame	L	61-74	A-7894
11/27/2024	vs Seton Hall	W	84-51	
11/29/2024	vs Saint Louis	W	104-65	A-2725

UCLA (8-0, 0-0)				
11/04/2024	vs Louisville	W	66-59	A-3472
11/10/2024	Colgate	W	81-63	A-3285
11/12/2024	Pepperdine	W	91-54	A-3898
11/17/2024	Arkansas	W	101-52	A-2255
11/24/2024	South Carolina	W	77-62	A-13659
11/29/2024	vs UT Martin	W	97-37	A-1658
11/30/2024	vs Fresno St.	W	97-41	A-1552
12/01/2024	at Hawaii	W	70-49	A-2481



**2024-25 Big Ten Women's Basketball
Conference Schedule and Results
All games**

Washington (7-2, 0-0)				
11/04/2024	Seattle U	W	95-53	A-1711
11/07/2024	Pacific	W	81-50	A-1717
11/10/2024	Siena	W	94-51	A-2137
11/14/2024	Eastern Wash.	W	83-59	A-1925
11/17/2024	at Montana	L	68-82	A-2145
11/21/2024	Cal St. Fullerton	W	62-58	A-1575
11/22/2024	Prairie View	W	65-50	A-1665
11/25/2024	vs LSU	L	67-68	A-297
11/27/2024	vs Southern U.	W	61-43	A-327

Wisconsin (7-2, 0-0)				
11/05/2024	Wright St.	W	95-68	A-2850
11/10/2024	Georgetown	W	79-61	A-3452
11/13/2024	at South Dakota St.	L	57-79	A-3167
11/17/2024	Milwaukee	W	82-45	A-3410
11/21/2024	UIC	W	61-57	A-2728
11/23/2024	Omaha	W	67-65	A-3014
11/28/2024	vs San Diego St.	L	67-73	A-250
11/29/2024	vs Providence	W	66-57	A-214
11/30/2024	vs VCU	W	58-45	A-121

NCAA Statistics

Big Ten - 2024-25 Women's Basketball Ranking Summary thru games 12/02/2024

Statistic	Team	National Rank	Value	National Leader	Value
Assist/Turnover Ratio (353 ranked)	Minnesota	5	1.76	TCU	1.91
	Michigan St.	9	1.44		
	Illinois	10	1.43		
	Nebraska	11	1.42		
	UCLA	15	1.40		
	Northwestern	24	1.27		
	Ohio St.	26	1.26		
	Southern California	39	1.16		
	Wisconsin	41	1.14		
	Iowa	54	1.09		
	Maryland	57	1.08		
	Michigan	60	1.07		
	Oregon	73	1.04		
	Penn St.	97	0.97		
	Washington	130	0.90		
	Purdue	161	0.83		
	Rutgers	170	0.82		
Indiana	176	0.81			
Assists Per Game (353 ranked)	UCLA	5	21.0	Oklahoma	24.6
	Michigan St.	6	20.9		
	Penn St.	7	20.8		
	Nebraska	11	19.7		
	Southern California	12	19.6		
	Northwestern	15	18.8		
	Michigan	21	18.4		
	Maryland	28	17.6		
	Iowa	31	17.5		
	Ohio St.	34	17.3		
	Minnesota	59	16.4		
	Wisconsin	96	15.2		
	Oregon	101	15.1		
	Purdue	104	15.0		
	Illinois	131	14.3		
	Washington	144	14.1		
	Indiana	177	13.4		
Rutgers	232	12.4			
Bench Points Per Game (353 ranked)	Nebraska	17	33.9	McNeese	40.7
	Michigan St.	18	33.5		
	Minnesota	29	31.2		
	UCLA	37	29.3		
	Oregon	39	29.0		
	Maryland	55	27.6		
	Ohio St.	110	23.3		
	Rutgers	114	23.1		
	Iowa	125	22.6		
	Penn St.	133	22.3		
	Southern California	142	21.9		
	Michigan	161	21.0		
	Purdue	177	20.3		
	Washington	195	19.4		
	Northwestern	214	18.5		
	Illinois	241	17.3		
	Wisconsin	321	12.8		
Indiana	338	11.1			

Statistic	Team	National Rank	Value	National Leader	Value
Blocks Per Game (353 ranked)	Southern California	3	7.0	Kentucky	10.3
	Penn St.	9	6.0		
	Purdue	17	5.6		
	Rutgers	25	5.4		
	Washington	26	5.3		
	Michigan St.	29	5.3		
	Ohio St.	30	5.1		
	Iowa	45	4.6		
	UCLA	51	4.5		
	Wisconsin	79	4.1		
	Nebraska	98	3.9		
	Maryland	122	3.6		
	Indiana	131	3.5		
	Northwestern	167	3.2		
	Oregon	215	2.8		
	Michigan	254	2.4		
Illinois	261	2.3			
Minnesota	311	1.7			
Field Goal Percentage (353 ranked)	Nebraska	4	51.1	Northern Colo.	51.5
	Maryland	5	50.9		
	Penn St.	11	50.1		
	Iowa	17	49.2		
	UCLA	18	49.2		
	Michigan St.	21	48.9		
	Michigan	30	47.2		
	Southern California	31	47.0		
	Ohio St.	40	46.6		
	Washington	44	46.1		
	Wisconsin	49	45.7		
	Oregon	53	45.5		
	Illinois	80	44.4		
	Rutgers	103	43.5		
	Northwestern	111	43.4		
	Purdue	120	42.6		
Indiana	144	41.8			
Minnesota	150	41.7			
Field Goal Percentage Defense (353 ranked)	UCLA	5	30.8	Mississippi St.	28.3
	Minnesota	11	32.8		
	Ohio St.	18	34.0		
	Michigan St.	19	34.0		
	Michigan	20	34.3		
	Iowa	26	34.8		
	Southern California	28	35.0		
	Maryland	33	35.3		
	Washington	37	35.5		
	Illinois	80	37.0		
	Nebraska	85	37.1		
	Penn St.	108	37.9		
	Oregon	150	39.0		
	Indiana	152	39.1		
	Rutgers	156	39.2		
	Northwestern	165	39.4		
Purdue	172	39.5			
Wisconsin	174	39.5			
Fouls Per Game (353 ranked)	Illinois	21	13.9	NC State	11.0
	Washington	23	13.9		
	Minnesota	30	14.1		
	Wisconsin	30	14.1		
	Nebraska	40	14.6		
	Ohio St.	42	14.7		
	Southern California	42	14.7		
	Iowa	52	15.0		
	UCLA	108	16.1		
	Penn St.	117	16.2		
	Maryland	137	16.6		
	Indiana	156	17.0		
	Michigan St.	188	17.6		
	Michigan	207	17.9		
	Oregon	212	18.0		
	Northwestern	212	18.0		
Rutgers	258	18.9			
Purdue	313	20.6			

Statistic	Team	National Rank	Value	National Leader	Value
Free Throw Attempts Per Game (353 ranked)	Michigan St.	1	29.50	Michigan St.	29.50
	Illinois	16	23.13		
	Ohio St.	29	21.71		
	Nebraska	37	21.14		
	Maryland	39	21.13		
	Southern California	43	20.71		
	Indiana	69	19.63		
	Rutgers	77	19.38		
	Michigan	85	19.00		
	Penn St.	120	18.33		
	Northwestern	130	18.00		
	Iowa	146	17.63		
	UCLA	201	16.38		
	Oregon	213	16.13		
	Minnesota	221	15.89		
	Wisconsin	294	13.78		
	Purdue	321	12.57		
Washington	332	11.89			
Free Throw Percentage (353 ranked)	Indiana	13	79.6	Saint Louis	84.3
	Illinois	33	76.8		
	Washington	46	75.7		
	Michigan	69	74.3		
	Southern California	76	73.8		
	Nebraska	79	73.6		
	Iowa	91	73.0		
	Penn St.	94	72.7		
	Minnesota	94	72.7		
	Northwestern	114	72.2		
	Maryland	125	71.6		
	Michigan St.	153	70.3		
	Wisconsin	173	69.4		
	Purdue	174	69.3		
	UCLA	212	67.9		
	Oregon	238	66.7		
	Ohio St.	277	65.1		
Rutgers	305	63.2			
Free Throws Made Per Game (352 ranked)	Michigan St.	3	20.75	Texas	21.43
	Illinois	10	17.75		
	Indiana	25	15.63		
	Nebraska	26	15.57		
	Southern California	31	15.29		
	Maryland	33	15.13		
	Ohio St.	58	14.14		
	Michigan	59	14.13		
	Penn St.	90	13.33		
	Northwestern	100	13.00		
	Iowa	110	12.88		
	Rutgers	151	12.25		
	Minnesota	183	11.56		
	UCLA	214	11.13		
	Oregon	226	10.75		
	Wisconsin	289	9.56		
	Washington	304	9.00		
Purdue	313	8.71			
Rebound Margin (353 ranked)	UCLA	2	19.1	Oklahoma	19.7
	Maryland	4	15.6		
	Michigan	7	14.8		
	Nebraska	13	12.0		
	Penn St.	19	11.4		
	Southern California	21	11.3		
	Michigan St.	33	9.5		
	Ohio St.	40	8.9		
	Minnesota	41	8.8		
	Iowa	42	8.8		
	Washington	43	8.7		
	Wisconsin	68	6.8		
	Illinois	74	6.1		
	Rutgers	104	4.5		
	Indiana	134	3.1		
	Oregon	157	2.0		
	Purdue	186	0.7		
Northwestern	253	-2.0			

Statistic	Team	National Rank	Value	National Leader	Value
Rebounds (Defensive) Per Game (353 ranked)	UCLA	9	31.8	Oklahoma	38.0
	Maryland	24	29.5		
	Nebraska	30	29.1		
	Iowa	31	29.1		
	Illinois	33	29.0		
	Michigan	33	29.0		
	Penn St.	38	28.9		
	Washington	50	28.6		
	Rutgers	51	28.5		
	Purdue	58	28.3		
	Ohio St.	62	28.1		
	Minnesota	65	28.0		
	Michigan St.	70	27.9		
	Wisconsin	74	27.8		
	Southern California	93	27.3		
	Indiana	111	26.9		
Oregon	133	26.4			
Northwestern	184	25.2			
Rebounds (Offensive) Per Game (353 ranked)	UCLA	14	16.6	Tennessee	23.6
	Southern California	15	16.6		
	Ohio St.	18	16.3		
	Michigan	30	15.8		
	Rutgers	33	15.6		
	Minnesota	39	15.2		
	Maryland	40	15.1		
	Penn St.	66	14.2		
	Michigan St.	75	14.1		
	Washington	127	12.8		
	Nebraska	160	12.0		
	Purdue	193	11.6		
	Oregon	222	11.0		
	Northwestern	235	10.8		
	Wisconsin	242	10.7		
	Illinois	252	10.4		
Iowa	273	10.0			
Indiana	282	9.8			
Rebounds Per Game (349 ranked)	UCLA	6	48.38	Oklahoma	52.71
	Michigan	15	44.75		
	Maryland	16	44.63		
	Ohio St.	19	44.43		
	Rutgers	22	44.13		
	Southern California	26	43.86		
	Minnesota	31	43.22		
	Penn St.	35	43.11		
	Michigan St.	50	42.00		
	Washington	59	41.33		
	Nebraska	66	41.14		
	Purdue	98	39.86		
	Illinois	108	39.38		
	Iowa	115	39.13		
	Wisconsin	137	38.44		
	Oregon	179	37.38		
Indiana	211	36.63			
Northwestern	223	36.00			
Scoring Defense (353 ranked)	Minnesota	2	46.7	Mississippi St.	45.9
	Michigan St.	12	52.1		
	UCLA	12	52.1		
	Ohio St.	25	54.0		
	Southern California	30	54.3		
	Michigan	33	54.6		
	Illinois	39	55.1		
	Maryland	71	57.0		
	Washington	74	57.1		
	Iowa	92	58.3		
	Nebraska	98	58.6		
	Wisconsin	137	61.1		
	Oregon	166	62.6		
	Penn St.	168	62.7		
	Indiana	171	62.9		
	Rutgers	266	69.1		
Northwestern	288	71.3			
Purdue	317	74.0			

Statistic	Team	National Rank	Value	National Leader	Value
Scoring Margin (349 ranked)	Michigan St.	1	39.6	Michigan St.	39.6
	Ohio St.	5	35.1		
	Southern California	11	33.1		
	UCLA	12	32.9		
	Michigan	14	31.1		
	Minnesota	21	28.6		
	Nebraska	22	28.0		
	Maryland	23	27.5		
	Penn St.	38	22.4		
	Illinois	43	20.8		
	Iowa	44	19.5		
	Washington	48	18.0		
	Oregon	107	9.8		
	Wisconsin	113	9.1		
	Rutgers	158	5.3		
	Indiana	166	4.3		
	Northwestern	247	-3.7		
Purdue	256	-5.6			
Scoring Offense (353 ranked)	Michigan St.	6	91.8	Tennessee	98.2
	Ohio St.	7	89.1		
	Southern California	8	87.4		
	Nebraska	10	86.6		
	Michigan	13	85.8		
	Penn St.	19	85.1		
	UCLA	20	85.0		
	Maryland	21	84.5		
	Iowa	52	77.8		
	Illinois	62	75.9		
	Minnesota	66	75.2		
	Washington	67	75.1		
	Rutgers	73	74.4		
	Oregon	98	72.4		
	Wisconsin	123	70.2		
	Purdue	150	68.4		
	Northwestern	160	67.7		
Indiana	165	67.1			
Steals Per Game (353 ranked)	Ohio St.	3	16.3	Tennessee	18.4
	Michigan St.	4	15.6		
	Southern California	9	14.6		
	Penn St.	29	12.0		
	Minnesota	91	9.9		
	Michigan	117	9.4		
	Nebraska	125	9.3		
	Oregon	133	9.0		
	UCLA	198	8.0		
	Washington	215	7.8		
	Maryland	225	7.6		
	Iowa	254	7.1		
	Indiana	257	7.0		
	Purdue	257	7.0		
	Northwestern	257	7.0		
	Wisconsin	293	6.4		
	Rutgers	298	6.4		
Illinois	320	5.8			
Three Point Attempts Per Game (353 ranked)	Minnesota	69	23.7	Tennessee	38.8
	UCLA	82	23.3		
	Nebraska	96	22.7		
	Washington	97	22.7		
	Southern California	98	22.6		
	Michigan	99	22.5		
	Ohio St.	103	22.3		
	Iowa	175	19.9		
	Michigan St.	178	19.8		
	Indiana	186	19.6		
	Penn St.	209	19.0		
	Wisconsin	209	19.0		
	Rutgers	235	18.4		
	Oregon	239	18.3		
	Illinois	266	17.5		
	Purdue	285	16.6		
	Maryland	287	16.5		
Northwestern	322	14.3			

Statistic	Team	National Rank	Value	National Leader	Value
Three Point Percentage (353 ranked)	Nebraska	2	43.4	Stanford	44.0
	Maryland	21	38.6		
	Penn St.	29	37.4		
	Michigan St.	38	36.7		
	Ohio St.	56	35.3		
	UCLA	65	34.9		
	Washington	68	34.8		
	Minnesota	78	34.3		
	Wisconsin	88	33.9		
	Michigan	89	33.9		
	Iowa	139	32.1		
	Purdue	167	31.0		
	Oregon	180	30.8		
	Indiana	189	30.6		
	Southern California	214	29.7		
	Rutgers	250	27.9		
	Illinois	287	26.4		
Northwestern	330	23.3			
Three Point Percentage Defense (353 ranked)	Illinois	4	19.6	Bradley	16.8
	Michigan	7	20.5		
	Michigan St.	12	21.7		
	Minnesota	18	23.4		
	Washington	35	25.0		
	Southern California	83	26.9		
	Rutgers	92	27.3		
	Oregon	114	28.3		
	Ohio St.	114	28.3		
	Maryland	136	28.7		
	Purdue	149	29.1		
	Penn St.	170	29.8		
	UCLA	172	30.1		
	Wisconsin	185	30.5		
	Iowa	201	31.0		
	Indiana	235	32.0		
	Nebraska	268	33.3		
Northwestern	322	36.3			
Three Pointers Per Game (353 ranked)	Nebraska	17	9.9	Tennessee	11.6
	UCLA	47	8.1		
	Minnesota	49	8.1		
	Washington	54	7.9		
	Ohio St.	59	7.9		
	Michigan	76	7.6		
	Michigan St.	94	7.3		
	Penn St.	101	7.1		
	Southern California	128	6.7		
	Wisconsin	149	6.4		
	Iowa	155	6.4		
	Maryland	155	6.4		
	Indiana	187	6.0		
	Oregon	221	5.6		
	Purdue	255	5.1		
	Rutgers	258	5.1		
	Illinois	286	4.6		
Northwestern	339	3.3			
Turnover Margin (353 ranked)	Ohio St.	3	13.86	Col. of Charleston	16.50
	Michigan St.	5	11.63		
	Minnesota	20	8.00		
	Southern California	25	7.43		
	Illinois	47	5.50		
	Michigan	67	4.38		
	UCLA	95	3.00		
	Iowa	100	2.88		
	Oregon	104	2.75		
	Nebraska	129	2.00		
	Maryland	136	1.75		
	Penn St.	156	1.11		
	Northwestern	217	-0.50		
	Rutgers	224	-0.63		
	Washington	235	-1.00		
	Wisconsin	235	-1.00		
	Indiana	257	-1.75		
Purdue	323	-5.14			

Statistic	Team	National Rank	Value	National Leader	Value
Turnovers Forced Per Game (353 ranked)	Ohio St.	4	27.57	Col. of Charleston	31.00
	Michigan St.	8	26.13		
	Southern California	21	24.29		
	Penn St.	31	22.44		
	Michigan	45	21.50		
	Iowa	109	18.88		
	Maryland	145	18.13		
	UCLA	150	18.00		
	Minnesota	188	17.33		
	Oregon	191	17.25		
	Nebraska	248	15.86		
	Illinois	261	15.50		
	Indiana	288	14.75		
	Washington	290	14.67		
	Rutgers	298	14.50		
	Northwestern	306	14.33		
Purdue	330	12.86			
Wisconsin	339	12.33			
Turnovers Per Game (353 ranked)	Minnesota	1	9.3	Minnesota	9.3
	Illinois	3	10.0		
	Wisconsin	30	13.3		
	Ohio St.	39	13.7		
	Nebraska	43	13.9		
	Michigan St.	59	14.5		
	Oregon	59	14.5		
	Northwestern	75	14.8		
	UCLA	84	15.0		
	Rutgers	92	15.1		
	Washington	121	15.7		
	Iowa	134	16.0		
	Maryland	149	16.4		
	Indiana	156	16.5		
	Southern California	179	16.9		
	Michigan	196	17.1		
Purdue	235	18.0			
Penn St.	326	21.3			
Winning Percentage (341 ranked)	Minnesota	1	100.0	22 teams tied	100.0
	Iowa	1	100.0		
	Maryland	1	100.0		
	Michigan St.	1	100.0		
	UCLA	1	100.0		
	Ohio St.	1	100.0		
	Penn St.	24	88.9		
	Illinois	31	87.5		
	Michigan	31	87.5		
	Nebraska	45	85.7		
	Southern California	45	85.7		
	Washington	59	77.8		
	Wisconsin	59	77.8		
	Oregon	66	75.0		
	Indiana	131	62.5		
	Rutgers	131	62.5		
Purdue	155	57.1			
Northwestern	185	50.0			

Statistic	Player	National Rank	Value	National Leader	Value
Assist/Turnover Ratio (250 ranked)	Ronnie Porter, Wisconsin	11	3.45	KK Arnold, UConn	9.50
	Amaya Battle, Minnesota	47	2.60		
	Shyanne Sellers, Maryland	48	2.58		
	Caroline Lau, Northwestern	53	2.53		
	Elina Aarnisalo, UCLA	55	2.50		
	Lucy Olsen, Iowa	57	2.46		
	Britt Prince, Nebraska	68	2.30		
	Alli Campbell, Penn St.	77	2.20		
	Deja Kelly, Oregon	84	2.14		
	Callin Hake, Nebraska	88	2.08		
	Hannah Stines, Washington	89	2.07		
	Makira Cook, Illinois	95	2.00		
	Jaddan Simmons, Michigan St.	95	2.00		
	Jaloni Cambridge, Ohio St.	116	1.89		
	Sydney Affolter, Iowa	122	1.83		
	Theryn Hallock, Michigan St.	125	1.80		
	Talia von Oelhoffen, Southern California	158	1.59		
	Jordan Hobbs, Michigan	192	1.42		
	Destini Lombard, Purdue	217	1.31		
	Mila Holloway, Michigan	222	1.30		
Chloe Moore-McNeil, Indiana	233	1.25			
Assists (145 ranked)	Elina Aarnisalo, UCLA	10	50	Kaylah Ivey, Boston College	63
	Shyanne Sellers, Maryland	12	49		
	Alli Campbell, Penn St.	24	44		
	Caroline Lau, Northwestern	27	43		
	Amaya Battle, Minnesota	43	39		
	Mila Holloway, Michigan	43	39		
	Ronnie Porter, Wisconsin	51	38		
	Jaloni Cambridge, Ohio St.	83	34		
	Jayla Oden, Penn St.	102	32		
	Lucy Olsen, Iowa	102	32		
	Deja Kelly, Oregon	132	30		
	Hannah Stines, Washington	145	29		
Assists Per Game (246 ranked)	Caroline Lau, Northwestern	5	7.2	Naudia Evans, LMU (CA)	8.4
	Elina Aarnisalo, UCLA	14	6.3		
	Shyanne Sellers, Maryland	17	6.1		
	Lucy Olsen, Iowa	33	5.3		
	Alli Campbell, Penn St.	56	4.9		
	Mila Holloway, Michigan	58	4.9		
	Jaloni Cambridge, Ohio St.	60	4.9		
	Ronnie Porter, Wisconsin	69	4.8		
	Amaya Battle, Minnesota	105	4.3		
	JuJu Watkins, Southern California	123	4.0		
	Callin Hake, Nebraska	146	3.9		
	Talia von Oelhoffen, Southern California	146	3.9		
	Britt Prince, Nebraska	151	3.8		
	Deja Kelly, Oregon	164	3.8		
	Makira Cook, Illinois	170	3.7		
	Jayla Oden, Penn St.	199	3.6		
	Theryn Hallock, Michigan St.	220	3.4		
	Jordan Hobbs, Michigan	220	3.4		
Blocks (132 ranked)	Serah Williams, Wisconsin	2	29	Sedona Prince, TCU	34
	Tayra Eke, Washington	8	21		
	Gracie Merkle, Penn St.	15	19		
	Lauren Betts, UCLA	24	17		
	Elsa Lemmil�n, Ohio St.	31	16		
	JuJu Watkins, Southern California	31	16		
	Dalayah Daniels, Washington	51	14		
	Addison O'Grady, Iowa	51	14		
	Rayah Marshall, Southern California	74	12		
	Alli Campbell, Penn St.	83	11		
	Julia Ayrault, Michigan St.	104	10		
	Reagan Bass, Purdue	104	10		
	Grace Hall, Penn St.	104	10		
	Sydney Parrish, Indiana	132	9		
	Saylor Poffenbarger, Maryland	132	9		
	Brynn Shoup-Hill, Illinois	132	9		
	Grace VanSlooten, Michigan St.	132	9		

Statistic	Player	National Rank	Value	National Leader	Value
Blocks Per Game (210 ranked)	Serah Williams, Wisconsin	5	3.22	Sedona Prince, TCU	4.25
	Tayra Eke, Washington	21	2.33		
	Elsa LemmilÃ¤, Ohio St.	23	2.29		
	JuJu Watkins, Southern California	23	2.29		
	Lauren Betts, UCLA	33	2.13		
	Gracie Merkle, Penn St.	36	2.11		
	Addison O'Grady, Iowa	63	1.75		
	Rayah Marshall, Southern California	67	1.71		
	Dalayah Daniels, Washington	82	1.56		
	Sydney Parrish, Indiana	84	1.50		
	Julia Ayrault, Michigan St.	95	1.43		
	Reagan Bass, Purdue	95	1.43		
	Amari DeBerry, Maryland	115	1.33		
	Grace VanSlooten, Michigan St.	126	1.29		
	Alli Campbell, Penn St.	149	1.22		
	Saylor Poffenbarger, Maryland	181	1.13		
	Brynn Shoup-Hill, Illinois	181	1.13		
	Grace Hall, Penn St.	201	1.11		
	Destiny Adams, Rutgers	210	1.00		
	Kiyomi McMiller, Rutgers	210	1.00		
Sarah Rambus, Oregon	210	1.00			
Grace Sullivan, Northwestern	210	1.00			
Double Doubles (27 ranked)	Lauren Betts, UCLA	2	6	Aneesah Morrow, LSU	8
	Gracie Merkle, Penn St.	6	5		
	Serah Williams, Wisconsin	6	5		
	Kendall Bostic, Illinois	14	4		
	Destiny Adams, Rutgers	27	3		
	Christina Dalce, Maryland	27	3		
	Alexis Markowski, Nebraska	27	3		
	Taylor Williams, Northwestern	27	3		
Field Goal Attempts (142 ranked)	Kiyomi McMiller, Rutgers	12	136	Harmoni Turner, Harvard	182
	Serah Williams, Wisconsin	16	132		
	JuJu Watkins, Southern California	20	129		
	Elle Ladine, Washington	30	124		
	Destiny Adams, Rutgers	56	117		
	Syla Swords, Michigan	60	116		
	Gracie Merkle, Penn St.	64	114		
	Lauren Betts, UCLA	102	105		
	Moriah Murray, Penn St.	110	104		
	Kendall Bostic, Illinois	120	101		
	Deja Kelly, Oregon	120	101		
	Olivia Olson, Michigan	132	100		
	Kaylene Smikle, Maryland	142	99		
	Field Goal Percentage (249 ranked)	Addison O'Grady, Iowa	3		
Gracie Merkle, Penn St.		5	65.8		
Lauren Betts, UCLA		13	62.9		
Britt Prince, Nebraska		15	61.5		
Ajae Petty, Ohio St.		19	60.0		
Sayvia Sellers, Washington		24	58.3		
Kendall Bostic, Illinois		32	57.4		
Grace VanSlooten, Michigan St.		42	56.3		
Destini Lombard, Purdue		56	54.8		
Kaylene Smikle, Maryland		86	52.5		
Serah Williams, Wisconsin		92	52.3		
Alexis Markowski, Nebraska		97	51.9		
Julia Ayrault, Michigan St.		110	50.6		
Kiki Iriafen, Southern California		112	50.5		
Olivia Olson, Michigan		114	50.0		
Chance Gray, Ohio St.		129	49.3		
Lucy Olsen, Iowa		139	48.9		
Taylor Williams, Northwestern		145	48.4		
Destiny Adams, Rutgers		154	47.9		
Jaloni Cambridge, Ohio St.		156	47.7		
Syla Swords, Michigan		158	47.4		
Ronnie Porter, Wisconsin		183	45.7		
Kiyomi McMiller, Rutgers		186	45.6		
Moriah Murray, Penn St.		192	45.2		
JuJu Watkins, Southern California		197	45.0		
Jordan Hobbs, Michigan		203	44.2		
Elle Ladine, Washington	240	41.9			

Statistic	Player	National Rank	Value	National Leader	Value
Field Goals (144 ranked)	Gracie Merkle, Penn St.	2	75	Grace Larkins, South Dakota	80
	Serah Williams, Wisconsin	7	69		
	Lauren Betts, UCLA	12	66		
	Kiyomi McMiller, Rutgers	16	62		
	Kendall Bostic, Illinois	26	58		
	JuJu Watkins, Southern California	26	58		
	Destiny Adams, Rutgers	37	56		
	Syla Swords, Michigan	42	55		
	Addison O'Grady, Iowa	44	54		
	Elle Ladine, Washington	57	52		
	Kaylene Smikle, Maryland	57	52		
	Olivia Olson, Michigan	74	50		
	Sayvia Sellers, Washington	88	49		
	Kiki Iriafen, Southern California	104	47		
	Moriah Murray, Penn St.	104	47		
Grace VanSlooten, Michigan St.	124	45			
Free Throw Attempts (137 ranked)	Destiny Adams, Rutgers	10	58	S'Mya Nichols, Kansas	91
	Grace VanSlooten, Michigan St.	17	53		
	JuJu Watkins, Southern California	29	49		
	Gracie Merkle, Penn St.	37	47		
	Hannah Stuelke, Iowa	37	47		
	Kiki Iriafen, Southern California	74	42		
	Genesis Bryant, Illinois	80	41		
	Kaylene Smikle, Maryland	94	39		
	Chyna Cornwell, Rutgers	112	37		
	Lauren Betts, UCLA	119	36		
	Christina Dalce, Maryland	119	36		
	Adalia McKenzie, Illinois	119	36		
	Lilly Meister, Indiana	137	35		
	Free Throw Percentage (249 ranked)	Yarden Garzon, Indiana	1		
Syla Swords, Michigan		25	90.9		
Britt Prince, Nebraska		54	88.2		
Grace Sullivan, Northwestern		54	88.2		
Adalia McKenzie, Illinois		105	83.3		
Mila Holloway, Michigan		105	83.3		
Natalie Leuzinger, Wisconsin		105	83.3		
Genesis Bryant, Illinois		118	82.9		
Kaylene Smikle, Maryland		129	82.1		
Jaloni Cambridge, Ohio St.		142	81.5		
Chloe Moore-McNeil, Indiana		142	81.5		
Reagan Bass, Purdue		164	80.0		
Olivia Olson, Michigan		164	80.0		
Makira Cook, Illinois		174	79.3		
Kiki Iriafen, Southern California		183	78.6		
Julia Ayrault, Michigan St.		183	78.6		
JuJu Watkins, Southern California	193	77.6			
Theryn Hallock, Michigan St.	213	76.7			
Free Throws (144 ranked)	Destiny Adams, Rutgers	19	40	S'Mya Nichols, Kansas	71
	JuJu Watkins, Southern California	27	38		
	Genesis Bryant, Illinois	49	34		
	Hannah Stuelke, Iowa	49	34		
	Kiki Iriafen, Southern California	54	33		
	Gracie Merkle, Penn St.	62	32		
	Kaylene Smikle, Maryland	62	32		
	Grace VanSlooten, Michigan St.	69	31		
	Adalia McKenzie, Illinois	78	30		
	Mila Holloway, Michigan	144	25		
	Natalie Leuzinger, Wisconsin	144	25		
	Lilly Meister, Indiana	144	25		
	Minutes Per Game (150 ranked)	Shay Ciezki, Indiana	27		
Chloe Moore-McNeil, Indiana		28	35.58		
Yarden Garzon, Indiana		35	35.42		
Casey Harter, Northwestern		40	35.31		
Lucy Olsen, Iowa		51	34.91		
JuJu Watkins, Southern California		120	33.31		

Statistic	Player	National Rank	Value	National Leader	Value
Points (198 ranked)	Gracie Merkle, Penn St.	6	182	Ta'Niya Latson, Florida St.	209
	JuJu Watkins, Southern California	22	164	Harmoni Turner, Harvard	209
	Serah Williams, Wisconsin	30	156		
	Destiny Adams, Rutgers	34	154		
	Lauren Betts, UCLA	35	153		
	Kaylene Smikle, Maryland	37	151		
	Syla Swords, Michigan	39	150		
	Kiyomi McMiller, Rutgers	48	146		
	Moriah Murray, Penn St.	48	146		
	Elle Ladine, Washington	88	133		
	Sayvia Sellers, Washington	88	133		
	Kiki Iriafen, Southern California	107	129		
	Olivia Olson, Michigan	107	129		
	Kendall Bostic, Illinois	112	128		
	Grace VanSlooten, Michigan St.	146	121		
	Addison O'Grady, Iowa	151	120		
	Julia Ayrault, Michigan St.	174	114		
	Hannah Stuelke, Iowa	174	114		
	Jaloni Cambridge, Ohio St.	178	113		
	Chance Gray, Ohio St.	184	112		
Yarden Garzon, Indiana	198	110			
Points Per Game (244 ranked)	JuJu Watkins, Southern California	5	23.4	Ta'Niya Latson, Florida St.	26.1
	Gracie Merkle, Penn St.	20	20.2		
	Destiny Adams, Rutgers	34	19.3		
	Lauren Betts, UCLA	37	19.1		
	Kaylene Smikle, Maryland	43	18.9		
	Syla Swords, Michigan	47	18.8		
	Kiki Iriafen, Southern California	59	18.4		
	Kiyomi McMiller, Rutgers	65	18.3		
	Serah Williams, Wisconsin	87	17.3		
	Lucy Olsen, Iowa	87	17.3		
	Grace VanSlooten, Michigan St.	89	17.3		
	Julia Ayrault, Michigan St.	122	16.3		
	Moriah Murray, Penn St.	128	16.2		
	Jaloni Cambridge, Ohio St.	130	16.1		
	Olivia Olson, Michigan	134	16.1		
	Kendall Bostic, Illinois	137	16.0		
	Chance Gray, Ohio St.	137	16.0		
	Addison O'Grady, Iowa	180	15.0		
	Alexis Markowski, Nebraska	180	15.0		
	Elle Ladine, Washington	199	14.8		
Sayvia Sellers, Washington	199	14.8			
Destini Lombard, Purdue	230	14.3			
Hannah Stuelke, Iowa	234	14.3			
Britt Prince, Nebraska	236	14.2			
Rebounds (145 ranked)	Serah Williams, Wisconsin	2	108	Aneesah Morrow, LSU	117
	Destiny Adams, Rutgers	10	87		
	Lauren Betts, UCLA	10	87		
	Gracie Merkle, Penn St.	18	82		
	Kendall Bostic, Illinois	20	81		
	Chyna Cornwell, Rutgers	41	74		
	Christina Dalce, Maryland	76	68		
	Saylor Poffenbarger, Maryland	76	68		
	Carter McCray, Wisconsin	82	67		
	Tayra Eke, Washington	87	66		
	Brynn Shoup-Hill, Illinois	93	65		
	Mallory Heyer, Minnesota	107	63		
	Janiah Barker, UCLA	115	62		
	Syla Swords, Michigan	127	61		
	Kiki Iriafen, Southern California	137	60		
	Grace VanSlooten, Michigan St.	137	60		
Taylor Williams, Northwestern	137	60			
Rebounds (Defensive) Per Game (28 ranked)	Serah Williams, Wisconsin	4	8.7	Tiffany Tullis, Houston Christian	9.4
	Kendall Bostic, Illinois	9	8.3		
Rebounds (Offensive) Per Game (26 ranked)	Lauren Betts, UCLA	4	5.3	Lara Rohkohl, Col. of Charleston	6.5
	Kiki Iriafen, Southern California	5	5.1		
	Gracie Merkle, Penn St.	9	4.7		
	Chyna Cornwell, Rutgers	11	4.6		
	Destiny Adams, Rutgers	14	4.5		

Statistic	Player	National Rank	Value	National Leader	Value
Rebounds Per Game (250 ranked)	Serah Williams, Wisconsin	2	12.0	Aneesah Morrow, LSU	13.0
	Destiny Adams, Rutgers	13	10.9		
	Lauren Betts, UCLA	13	10.9		
	Kendall Bostic, Illinois	27	10.1		
	Taylor Williams, Northwestern	29	10.0		
	Chyna Cornwell, Rutgers	59	9.3		
	Gracie Merkle, Penn St.	67	9.1		
	Kiki Iriafen, Southern California	97	8.6		
	Grace VanSlooten, Michigan St.	97	8.6		
	Christina Dalce, Maryland	101	8.5		
	Saylor Poffenbarger, Maryland	101	8.5		
	Brynn Shoup-Hill, Illinois	120	8.1		
	Julia Ayrault, Michigan St.	124	8.0		
	Alexis Markowski, Nebraska	137	7.9		
	Janiah Barker, UCLA	142	7.8		
	Ajae Petty, Ohio St.	149	7.7		
	Syla Swords, Michigan	162	7.6		
	Carter McCray, Wisconsin	175	7.4		
	Elsa LemmilÃ¤, Ohio St.	177	7.4		
	Rayah Marshall, Southern California	177	7.4		
Tayra Eke, Washington	188	7.3			
Hannah Stuelke, Iowa	211	7.1			
Mallory Heyer, Minnesota	214	7.0			
Sydney Affolter, Iowa	214	7.0			
Lilly Meister, Indiana	246	6.8			
Steals (123 ranked)	Jaloni Cambridge, Ohio St.	41	21	Harmoni Turner, Harvard	33
	Nyla Hampton, Michigan St.	41	21		
	JuJu Watkins, Southern California	41	21		
	Jayla Oden, Penn St.	76	19		
	Jocelyn Tate, Michigan St.	76	19		
	Chloe Moore-McNeil, Indiana	97	18		
	Sayvia Sellers, Washington	97	18		
	Jaddan Simmons, Michigan St.	97	18		
	Brooke Q. Daniels, Michigan	123	17		
	Syla Swords, Michigan	123	17		
Steals Per Game (248 ranked)	Jaloni Cambridge, Ohio St.	23	3.00	Hannah Hidalgo, Notre Dame	4.57
	JuJu Watkins, Southern California	23	3.00		
	Nyla Hampton, Michigan St.	58	2.63		
	Jocelyn Tate, Michigan St.	110	2.38		
	Destini Lombard, Purdue	124	2.29		
	Chloe Moore-McNeil, Indiana	136	2.25		
	Jaddan Simmons, Michigan St.	136	2.25		
	Talia von Oelhoffen, Southern California	160	2.14		
	Brooke Q. Daniels, Michigan	169	2.13		
	Syla Swords, Michigan	169	2.13		
	Jayla Oden, Penn St.	181	2.11		
	Sayvia Sellers, Washington	191	2.00		
	Chance Gray, Ohio St.	191	2.00		
	Madison Greene, Ohio St.	191	2.00		
Taylor Thierry, Ohio St.	191	2.00			
Three Point Attempts (141 ranked)	Moriah Murray, Penn St.	1	85	Moriah Murray, Penn St.	85
	Elle Ladine, Washington	27	58		
	Grace Grocholski, Minnesota	32	57		
	Tess Myers, Wisconsin	32	57		
	Syla Swords, Michigan	64	53		
	Yarden Garzon, Indiana	77	51		
	Chance Gray, Ohio St.	84	50		
	Londynn Jones, UCLA	98	47		
	Jordan Hobbs, Michigan	125	45		
Three Point Percentage (197 ranked)	Timea Gardiner, UCLA	32	47.4	Tracey Bershers, UAB	59.3
	Taylor McCabe, Iowa	33	47.2		
	Chance Gray, Ohio St.	41	46.0		
	Moriah Murray, Penn St.	61	43.5		
	Yarden Garzon, Indiana	110	39.2		
	Tess Myers, Wisconsin	114	38.6		
	Syla Swords, Michigan	123	37.7		
	Jordan Hobbs, Michigan	148	35.6		
Elle Ladine, Washington	158	34.5			

Statistic	Player	National Rank	Value	National Leader	Value
Three Pointers (128 ranked)	Moriah Murray, Penn St.	1	37	Moriah Murray, Penn St.	37
	Chance Gray, Ohio St.	21	23		
	Tess Myers, Wisconsin	32	22		
	Yarden Garzon, Indiana	50	20		
	Elle Ladine, Washington	50	20		
	Syla Swords, Michigan	50	20		
	Timea Gardiner, UCLA	86	18		
	Taylor McCabe, Iowa	107	17		
	Jordan Hobbs, Michigan	128	16		
	Sayvia Sellers, Washington	128	16		
Three Pointers Per Game (247 ranked)	Moriah Murray, Penn St.	3	4.11	Kayba Laube, UNI	4.43
	Chance Gray, Ohio St.	9	3.29		
	Yarden Garzon, Indiana	63	2.50		
	Syla Swords, Michigan	63	2.50		
	Tess Myers, Wisconsin	80	2.44		
	Timea Gardiner, UCLA	110	2.25		
	Elle Ladine, Washington	120	2.22		
	Taylor McCabe, Iowa	152	2.13		
	Jordan Hobbs, Michigan	161	2.00		
	Londynn Jones, UCLA	202	1.88		
	Kiyomi McMiller, Rutgers	202	1.88		
	Kaylene Smikle, Maryland	202	1.88		
	Triple Doubles (1 ranked)				